

High-energy neutrinos at IceCube: A global picture

Lars Mohrmann, DESY – for the IceCube Collaboration

AG Annual Meeting 2013

Splinter Meeting – “The High-Energy Universe”

Eberhard Karls Universität Tübingen – September 26, 2013



Introduction to neutrino astronomy and IceCube

Searches for high-energy neutrinos in IceCube

Characterization of the IceCube high-energy excess

A note on neutrino astronomy

- **“Astronomy is a natural science that is the study of celestial objects (such as moons, planets, stars, nebulae, and galaxies) [...].”**
– Wikipedia
- **Complete list of confirmed extraterrestrial neutrino sources:**
 - The Sun
 - Supernova 1987a
- **Neutrino astronomy is yet to begin**
But maybe it is just about to start...

The dawn of neutrino astronomy?

PRL 111, 021103 (2013)

PHYSICAL REVIEW LETTERS

week ending
12 JULY 2013

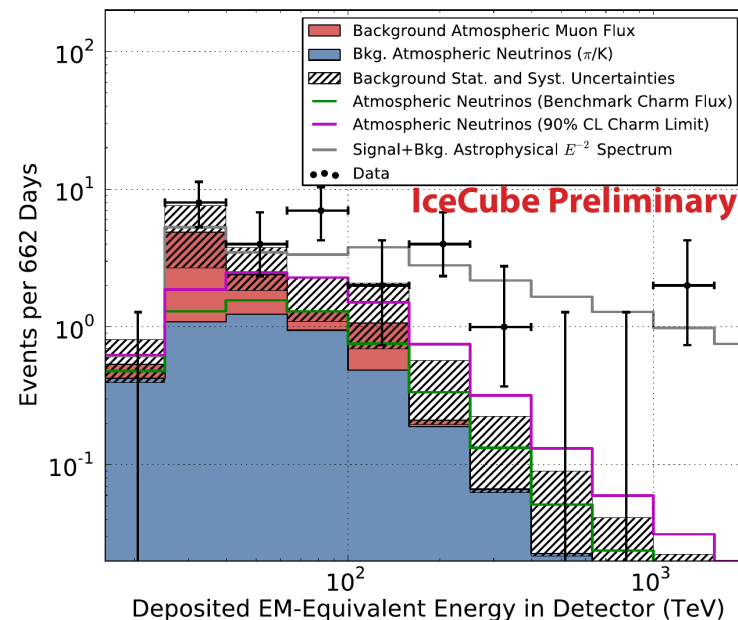


First Observation of PeV-Energy Neutrinos with IceCube



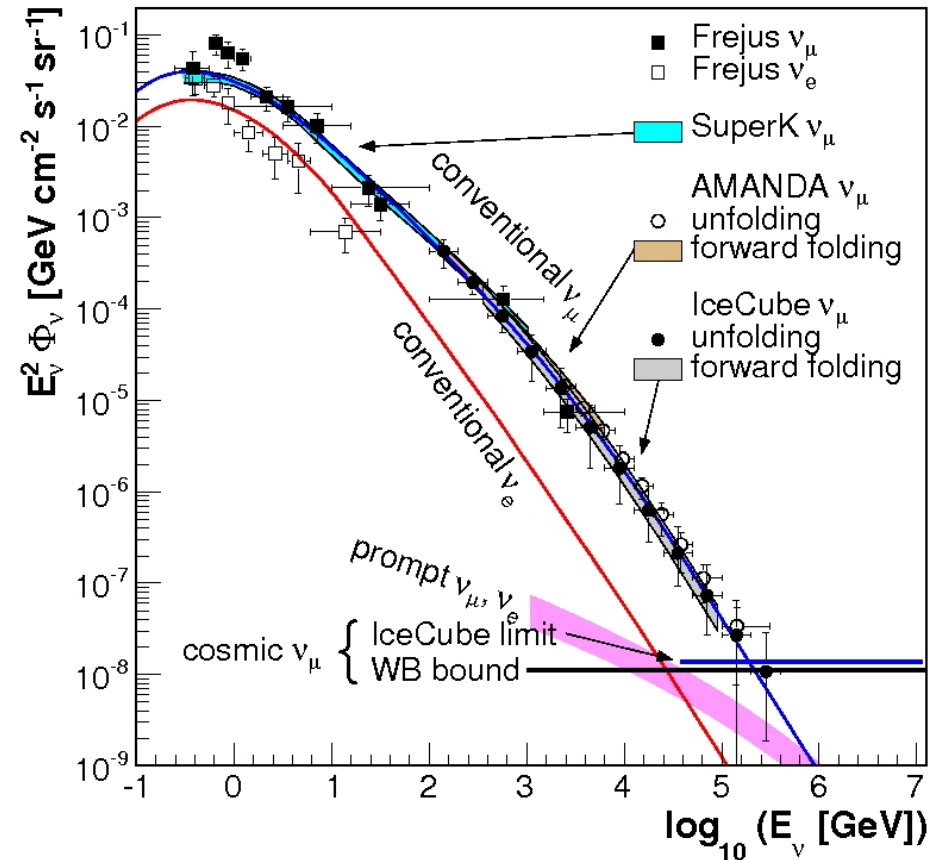
Observation of PeV Neutrinos in IceCube

Very high energy events in the 2010/2011 IceCube data



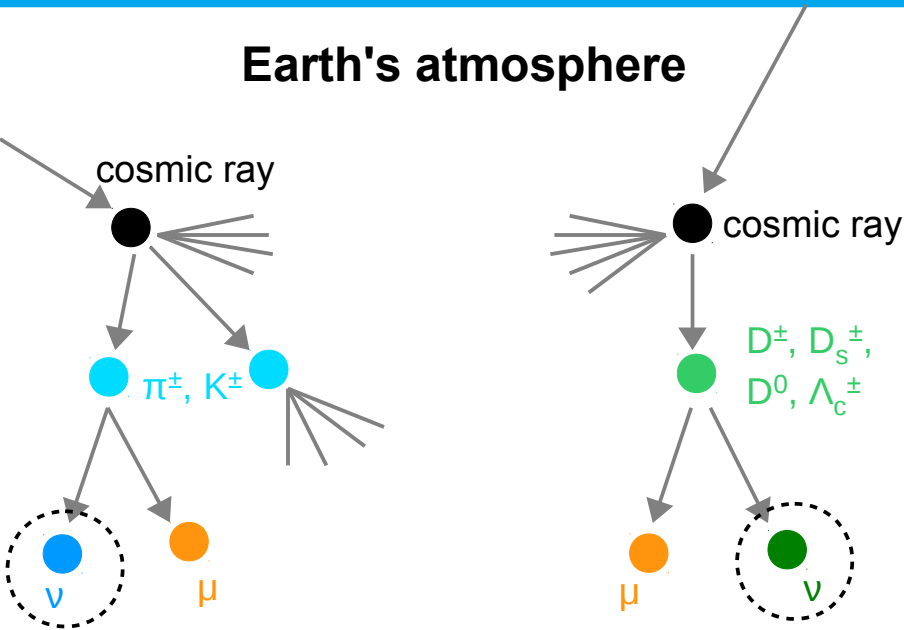
Why are high-energy neutrinos so interesting?

- Atmospheric neutrino spectrum is steeply falling
- Any excess at high energies is a sign for a new source of neutrinos



What are the possible sources of high-energy neutrinos?

Earth's atmosphere



> “Conventional”

> From π / K decay

> $\Phi \sim E^{-3.7}$


> “Prompt”

> From charmed meson decay

> $\Phi \sim E^{-2.7}$

> Undetected so far

Astrophysical sources



<http://www.nasa.gov>

> Astrophysical

> Benchmark scenario:

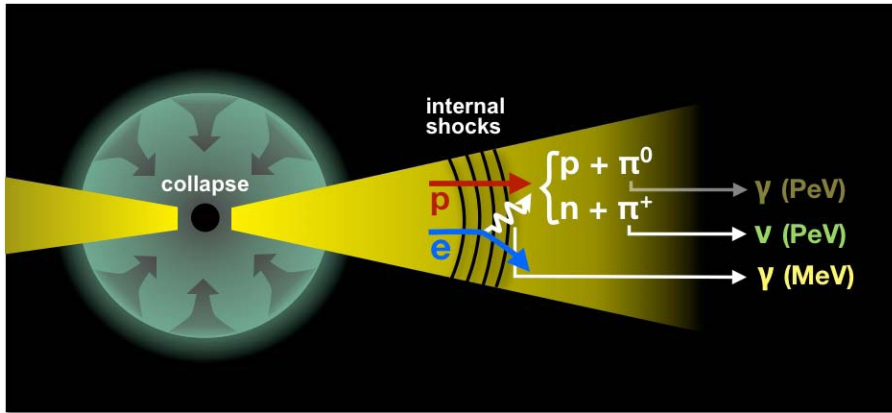
▪ $\Phi \sim E^{-2}$

▪ Flavor ratio $\nu_e : \nu_\mu : \nu_\tau = 1 : 1 : 1$

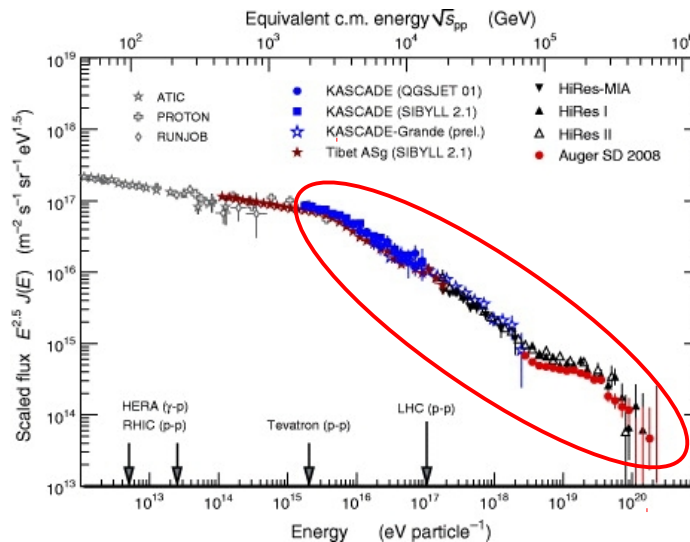
> The truth could be very different!

What can neutrinos tell us about astrophysical sources?

➤ Neutrinos are tracers of hadronic interactions



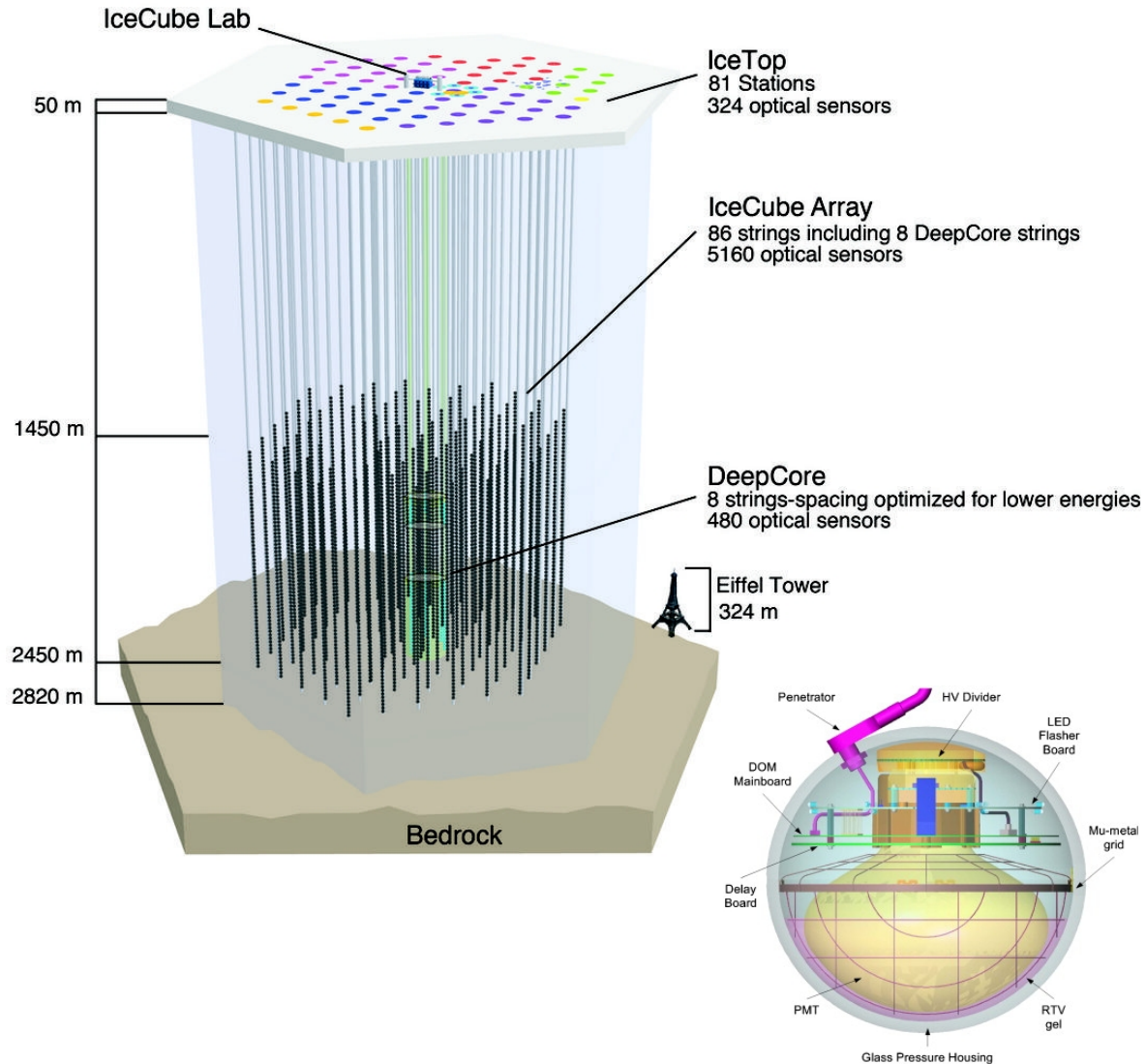
➤ They could help us to identify the acceleration sites of UHE cosmic rays




The Pierre Auger Collaboration,
New J. Phys. 12, 035001 (2010)

The IceCube Neutrino Observatory

- **1 km³** of South Pole Ice instrumented with **5160 PMTs**
- Detect neutrino interactions via **Cherenkov radiation** of secondary particles
- Full detector with **86 strings** completed in **2010**
→ **IC86**
- Previous configurations:
 - **IC79**
 - **IC59**
 - **IC40**



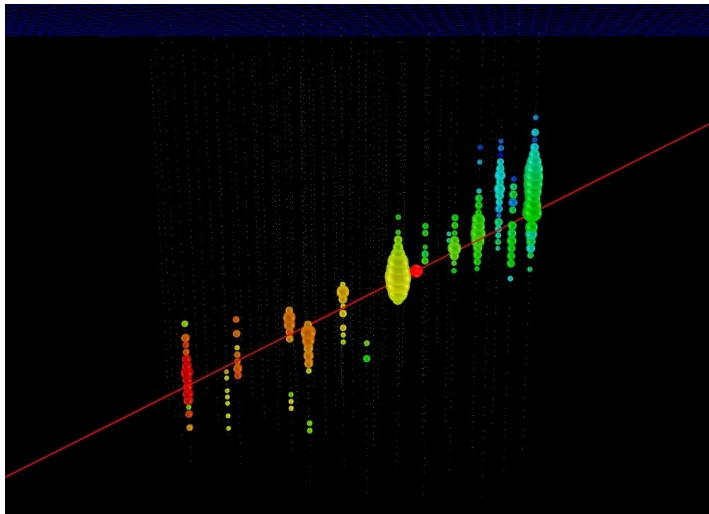
The IceCube Neutrino Observatory



Neutrino event signatures in IceCube

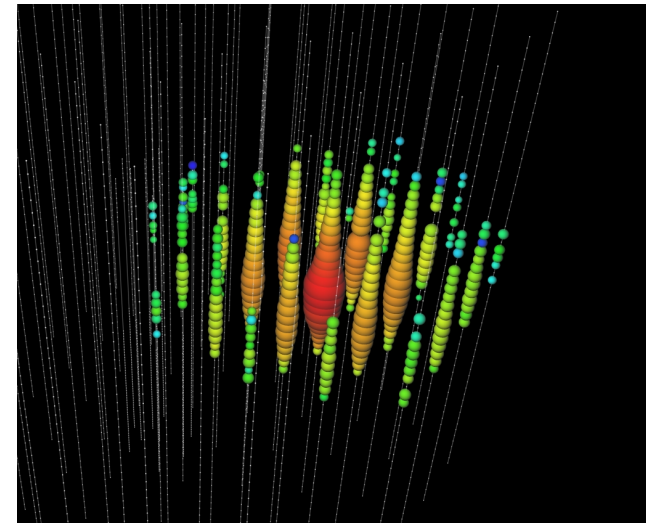
> Tracks

- ν_μ charged-current interaction
- Angular resolution $< 1^\circ$
- Can measure muon dE/dx only



> Showers

- $\nu_e + \nu_\tau$ charged-current interaction + $\nu_e + \nu_\mu + \nu_\tau$ neutral-current interaction
- Angular resolution $> 10^\circ$
- Energy resolution $\geq 15\%$ (on deposited energy)



Introduction to neutrino astronomy and IceCube

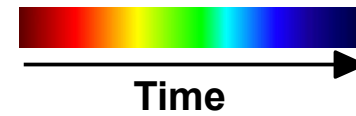
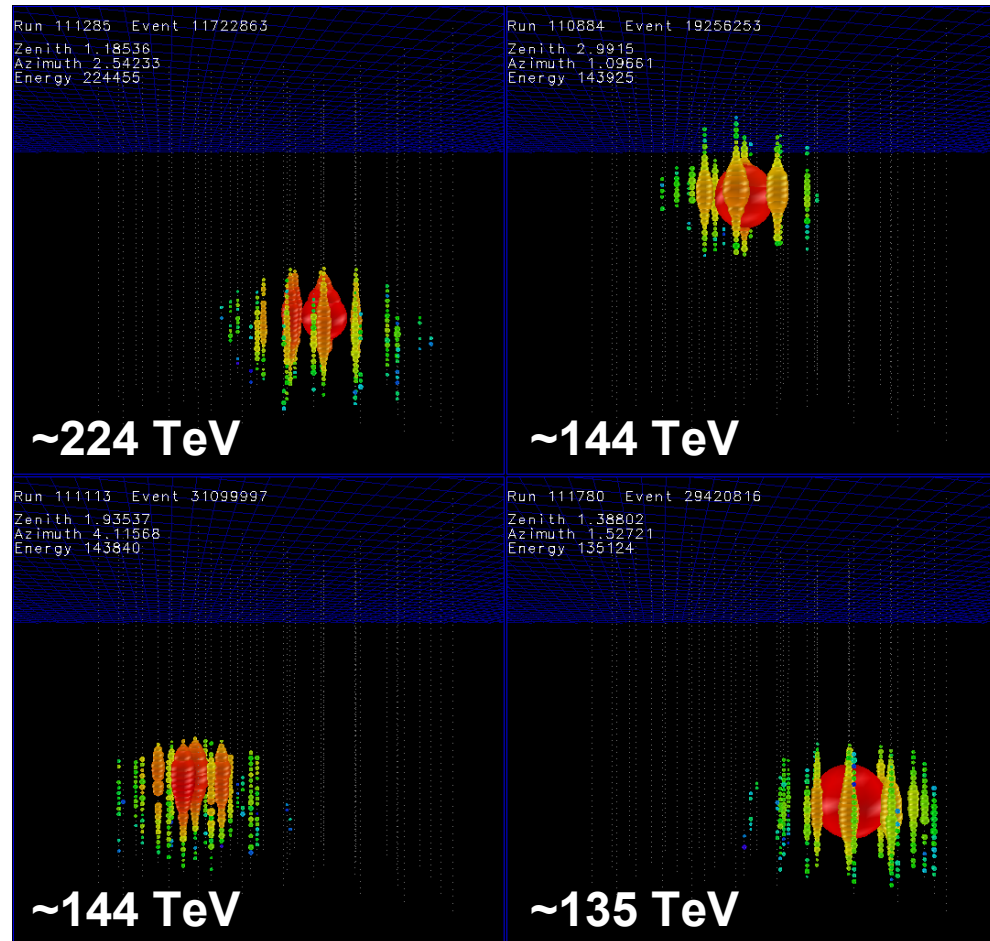
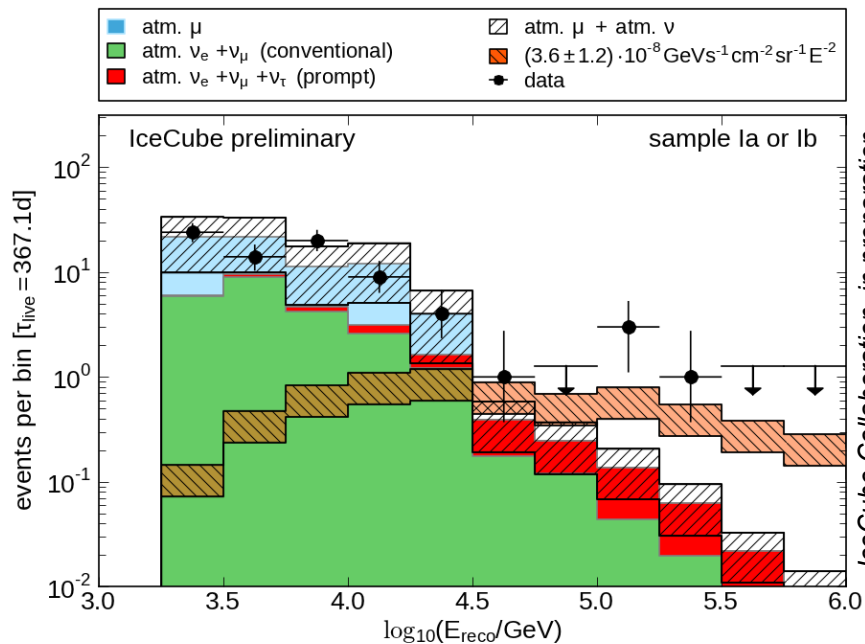
Searches for high-energy neutrinos in IceCube

Characterization of the IceCube high-energy excess

Search for contained showers with IC40

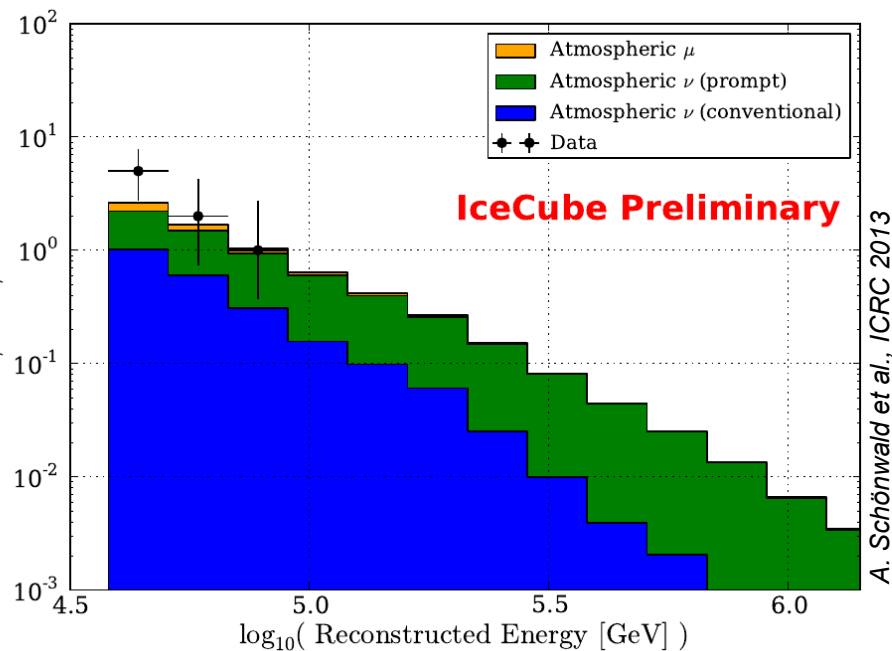
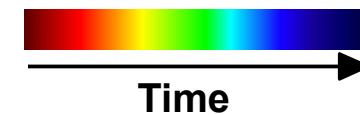
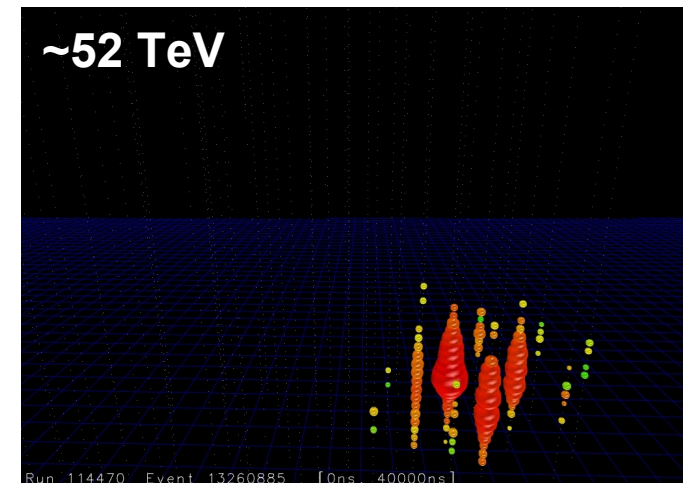
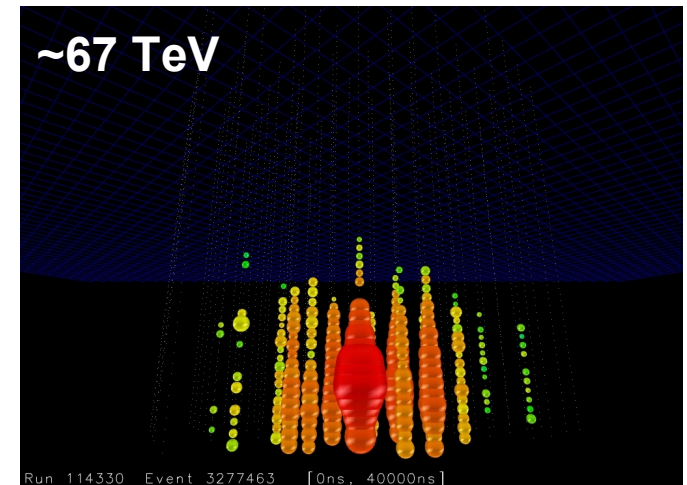
➤ IC40 – contained showers

➤ Excess over background: 2.7σ



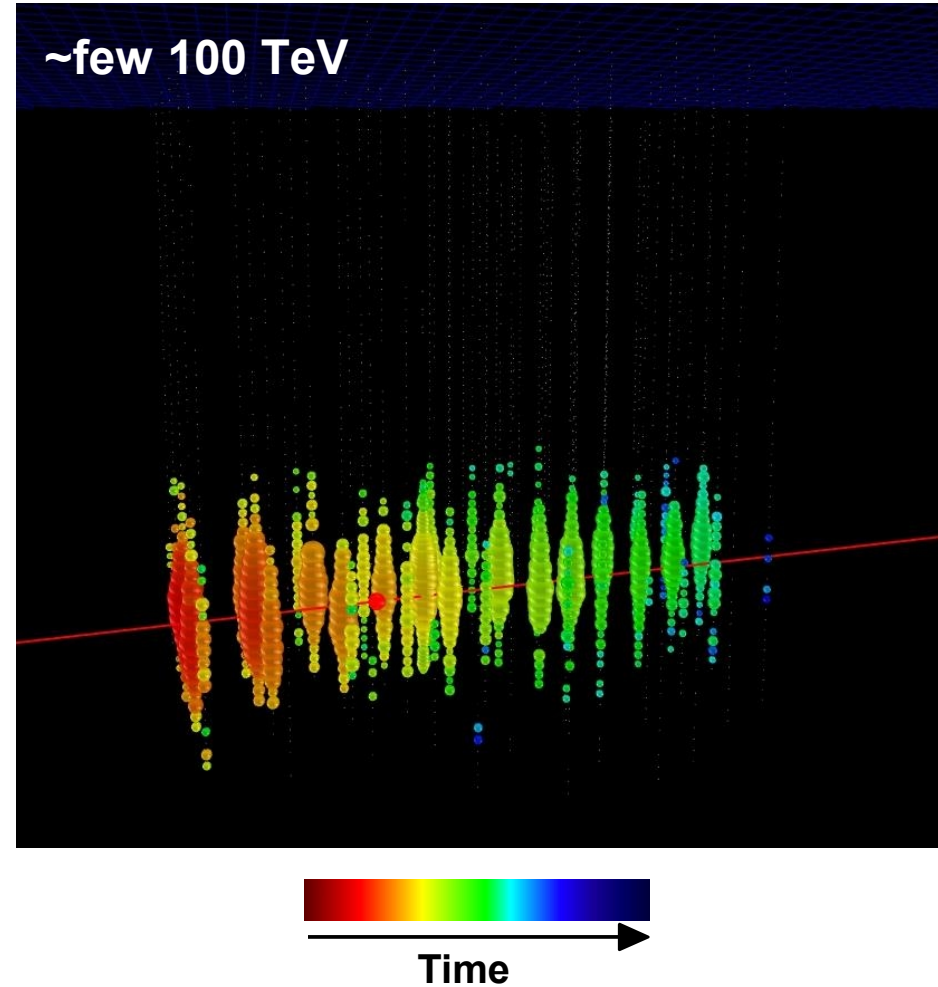
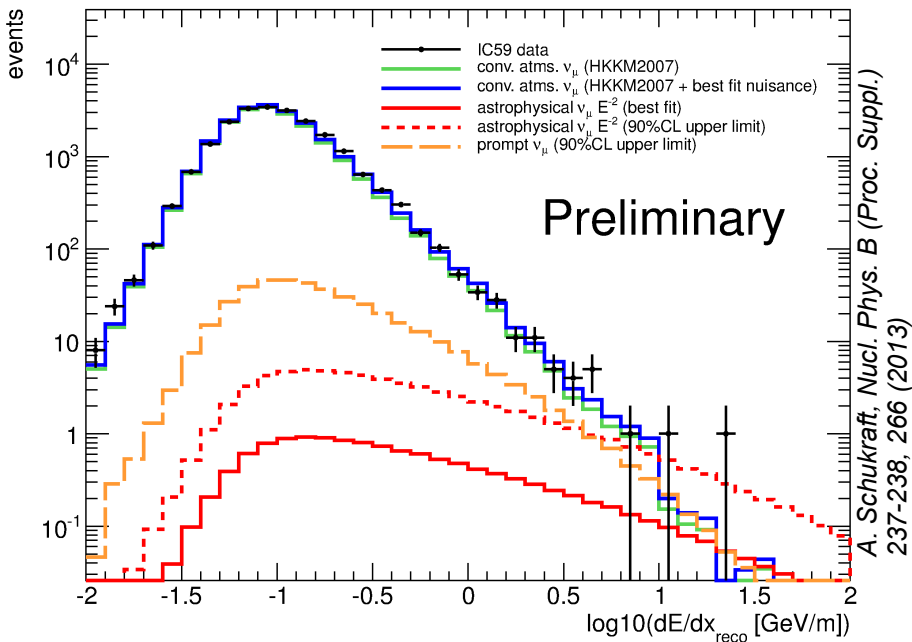
Search for contained showers with IC59

- IC59 – contained showers
- Excess not significant



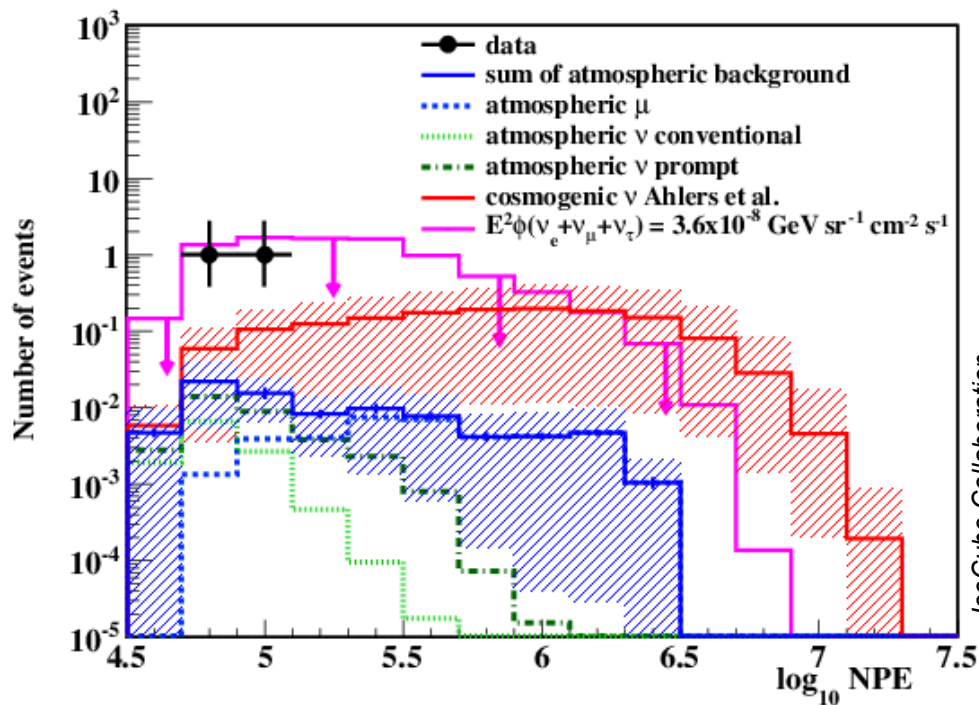
Search for high-energy muon neutrinos with IC59

- IC59 – throughgoing tracks
- Excess over background: 1.8σ

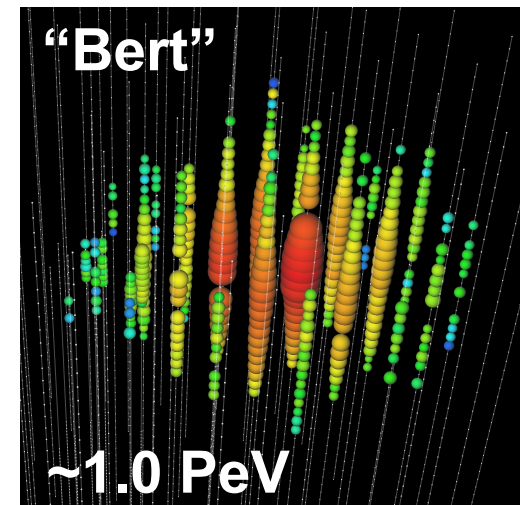
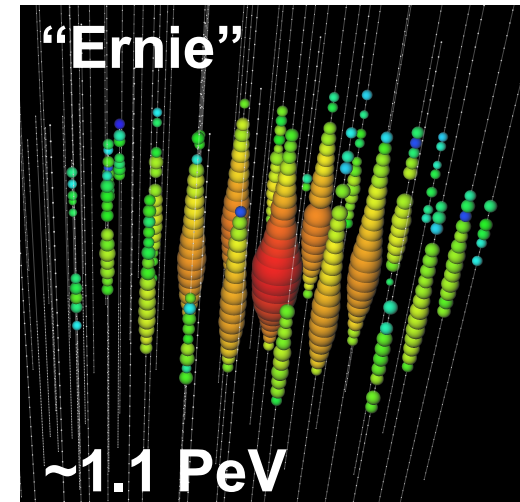


First analysis of data from the full IceCube detector

- IC79 + IC86 – very bright events
- Found 2 events at energy threshold
- Excess over background: 2.8σ

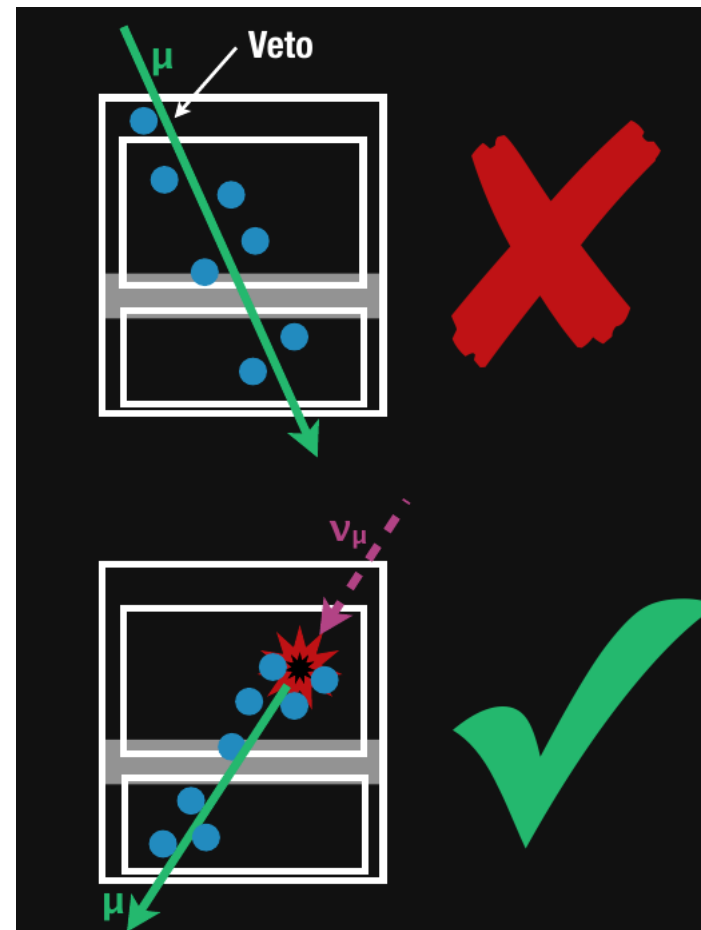
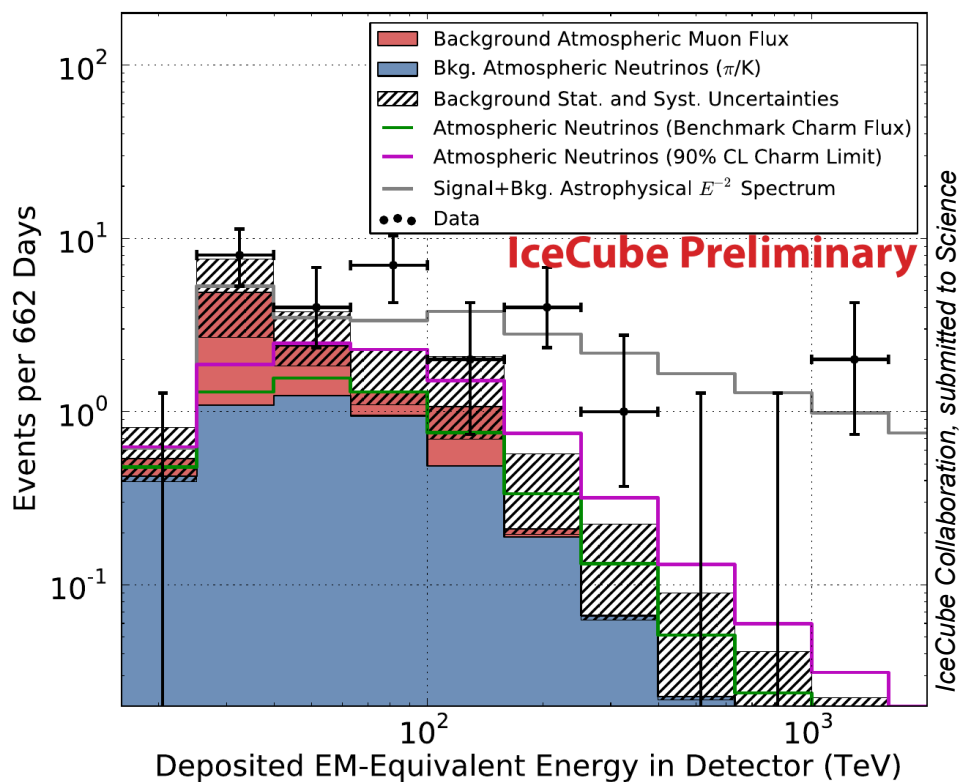


IceCube Collaboration,
Phys. Rev. Lett. 111, 021103 (2013)



Follow-up analysis using the same data set

- IC79 + IC86 – contained showers + tracks
- 2 PeV-events + 26 new events (30 – 300 TeV)
- Combined significance of excess: 4.1σ



Introduction to neutrino astronomy and IceCube

Searches for high-energy neutrinos in IceCube

Characterization of the IceCube high-energy excess

Interpretation of the IceCube excess by the community

An incomplete collection...

[] = arXiv reference

> Extragalactic sources

On the origin of IceCube's PeV neutrinos

- Cholis, Hooper [1211.1974]

Diffuse PeV Neutrinos from Gamma-ray Bursts

- Liu, Wang [1212.1260]

Cosmic PeV Neutrinos and the Sources of Ultrahigh Energy Protons

- Kistler, Stanev, Yuksel [1301.1703]

PeV Neutrinos from Intergalactic Interactions of Cosmic Rays Emitted by Active Galactic Nuclei

- Kalashev, Kusenko, Essey [1303.0300]

Diffuse PeV neutrino emission from ultraluminous infrared galaxies

- He, Wang, Fan, Liu, Wei [1303.1253]

PeV neutrinos observed by IceCube from cores of active galactic nuclei

- Stecker [1305.7404]

TeV-PeV neutrinos from Low-Power Gamma-ray Burst Jets inside Stars

- Murase, Ioka [1306.2274]

Testing the Hadronuclear Origin of PeV Neutrinos Observed with IceCube

- Murase, Ahlers, Lacki [1306.3417]

Photohadronic Origin of the TeV-PeV Neutrinos Observed in IceCube

- Winter [1307.2793]

Long-lived PeV-EeV Neutrinos from GRB Blastwave

- Razzaque [1307.7596]

> Galactic sources

Galactic PeV Neutrinos

- Gupta [1305.4123]

Sub-PeV Neutrinos from TeV Unidentified Sources in the Galaxy

- Fox, Kashiyama, Meszaros [1305.6606]

Pinning down the cosmic ray source mechanism with new IceCube data

- Anchordoqui et al. [1306.5021]

The Galactic Pevatron

- Neronov, Semikoz, Tchernin [1307.2158]

The Galactic Center Origin of a Subset of IceCube Neutrino Events

- Razzaque [1309.2756]

Probing the Galactic Origin of the IceCube Excess with Gamma-Rays

- Ahlers, Murase [1309.4077]

> Lorentz invariance tests

Stringent constraint on neutrino Lorentz invariance violation from the two IceCube PeV neutrinos

- Borriello et al. [1303.5843]

Constraining Superluminal Electron and Neutrino Velocities using the 2010 Crab Nebula Flare and the IceCube PeV Neutrino Events

- Stecker [1306.6095]

Testing Relativity with High-Energy Astrophysical Neutrinos

- Diaz, Kostelecky, Mewes [1308.6344]

> Exotic

Neutrino decays over cosmological distances and the implications for neutrino telescopes

- Baerwald, Bustamante, Winter [1208.4600]

Explanation for the Low Flux of High-Energy Astrophysical Muon Neutrinos

- Pakvasa, Joshipura, Mohanty [1209.5630]

Neutrinos at IceCube from heavy decaying dark matter

- Feldstein et al. [1303.7320]

Superheavy Particle Origin of IceCube PeV Neutrino Events

- Barger, Keung [1305.6907]

Pseudo-Dirac neutrinos via mirror-world and depletion of UHE neutrinos

- Joshipura, Mohanty, Pakvasa [1307.5712]

Are IceCube neutrinos unveiling PeV-scale decaying dark matter?

- Esmaili, Sercipo [1308.1105]

> Two source populations

TeV-PeV neutrinos over the atmospheric background: originating from groups of sources?

- He, Yang, Fan, Wei [1307.1450]

> 30 papers in total

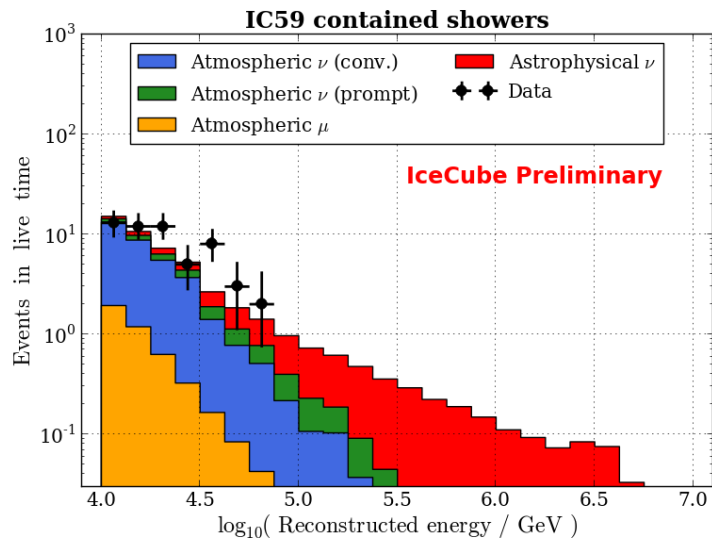


Global likelihood fit

- **Characterize** the excess by fitting a **generic model** to the data of **multiple analyses**
- Perform **Poisson-likelihood fit** of **energy distributions**

Global likelihood fit

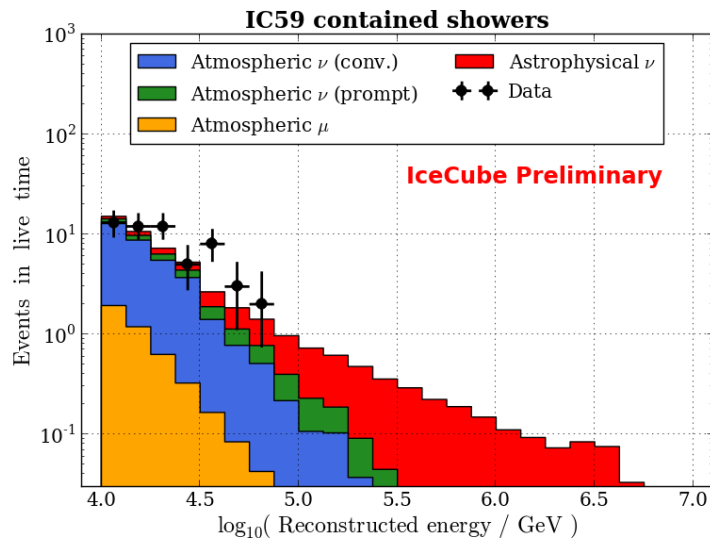
- **Goal:** Characterize the excess by using information from all analyses at the same time
- **Method:** Global Poisson-likelihood fit of energy distributions
- **Components:**
 - **Atmospheric μ** – CORSIKA simulation / from data
 - **Atmospheric ν (conventional)** – Honda et al.¹ + Gaisser³ (H3a)
 - **Atmospheric ν (prompt)** – Enberg et al.² + Gaisser³ (H3a)
 - **Astrophysical ν** – $E^2\Phi = 10^{-8} \text{ GeV s}^{-1} \text{ sr}^{-1} \text{ cm}^{-2}$



¹Honda et al., Phys. Rev. D 75, 043006 (2007)
²Enberg et al., Phys. Rev. D 78, 043005 (2008)
³Gaisser, Astropart. Phys. 35, 801-806 (2012)

Global likelihood fit

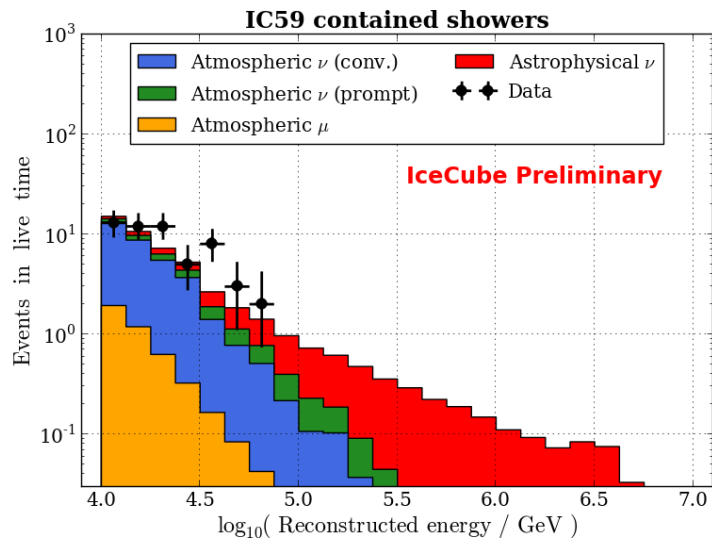
- **Goal:** Characterize the excess by using information from all analyses at the same time
- **Method:** Global Poisson-likelihood fit of energy distributions
- **Components:**
 - **Atmospheric μ**
 - **Atmospheric ν (conventional)**
 - **Atmospheric ν (prompt)**
 - **Astrophysical ν**
- **Parameters:**
 - **Normalization $(\mu)^* + (\nu) + (\nu) + (\nu)$**



- * **Nuisance parameters**
→ absorb systematic effects

Global likelihood fit

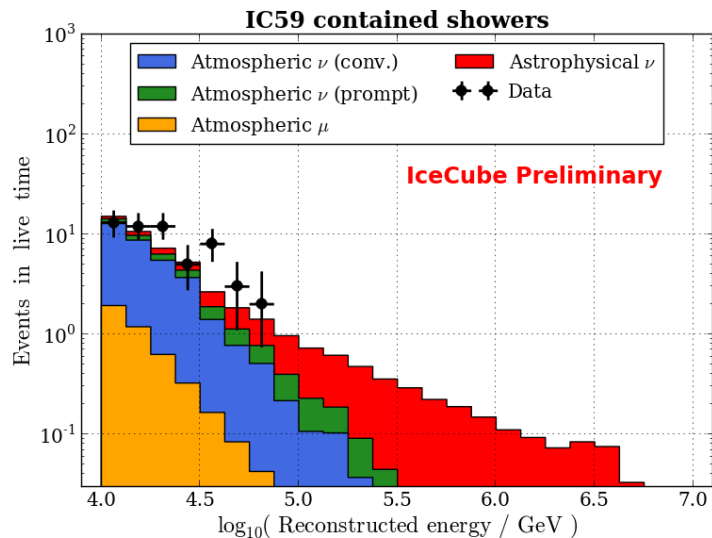
- **Goal:** Characterize the excess by using information from all analyses at the same time
- **Method:** Global Poisson-likelihood fit of energy distributions
- **Components:**
 - **Atmospheric μ**
 - **Atmospheric ν (conventional)**
 - **Atmospheric ν (prompt)**
 - **Astrophysical ν**
- **Parameters:**
 - **Normalization (μ)* + (ν) + (ν) + (ν)**
 - **Cosmic ray spectral index (μ , ν , ν)***



- *** Nuisance parameters**
→ absorb systematic effects

Global likelihood fit

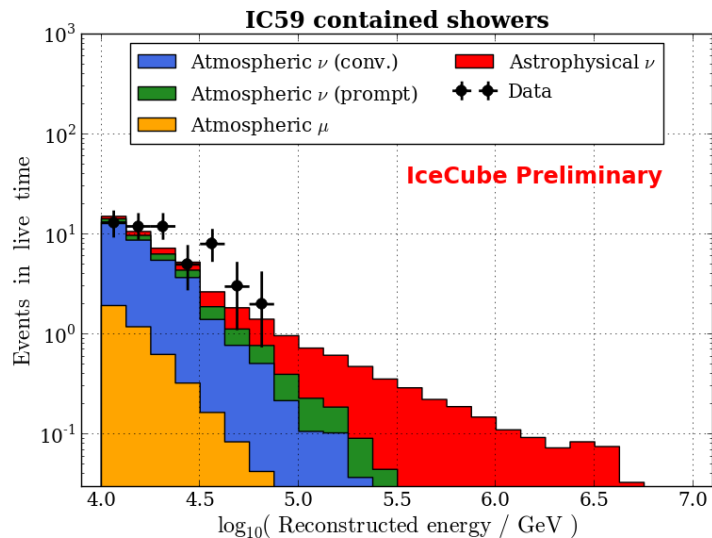
- **Goal:** Characterize the excess by using information from all analyses at the same time
- **Method:** Global Poisson-likelihood fit of energy distributions
- **Components:**
 - **Atmospheric μ**
 - **Atmospheric ν (conventional)**
 - **Atmospheric ν (prompt)**
 - **Astrophysical ν**
- **Parameters:**
 - **Normalization (μ)* + (ν) + (ν) + (ν)**
 - **Cosmic ray spectral index (μ , ν , ν)***
 - **Kaon-to-pion ratio (ν)***



- * **Nuisance parameters**
→ absorb systematic effects

Global likelihood fit

- **Goal:** Characterize the excess by using information from all analyses at the same time
- **Method:** Global Poisson-likelihood fit of energy distributions
- **Components:**
 - **Atmospheric μ**
 - **Atmospheric ν (conventional)**
 - **Atmospheric ν (prompt)**
 - **Astrophysical ν**
- **Parameters:**
 - **Normalization (μ)* + (ν) + (ν) + (ν)**
 - **Cosmic ray spectral index (μ , ν , ν)***
 - **Kaon-to-pion ratio (ν)***
 - **Energy scale (μ , ν , ν , ν)***

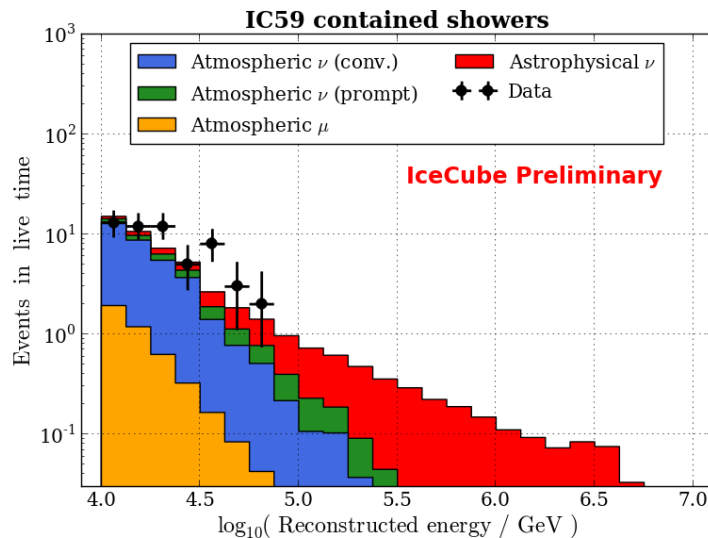


- * **Nuisance parameters**
→ absorb systematic effects

Global likelihood fit

- **Goal:** Characterize the excess by using information from all analyses at the same time
- **Method:** Global Poisson-likelihood fit of energy distributions
- **Components:**
 - **Atmospheric μ**
 - **Atmospheric ν (conventional)**
 - **Atmospheric ν (prompt)**
 - **Astrophysical ν**

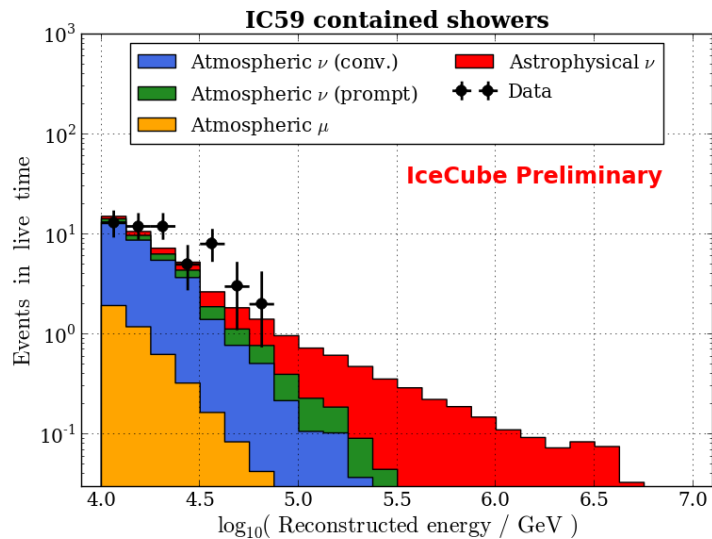
- **Parameters:**
 - **Normalization (μ)* + (ν) + (ν) + (ν)**
 - **Cosmic ray spectral index (μ , ν , ν)***
 - **Kaon-to-pion ratio (ν)***
 - **Energy scale (μ , ν , ν , ν)***
 - **Power law index (ν)**



- *** Nuisance parameters**
→ absorb systematic effects

Global likelihood fit

- **Goal:** Characterize the excess by using information from all analyses at the same time
- **Method:** Global Poisson-likelihood fit of energy distributions
- **Components:**
 - **Atmospheric μ**
 - **Atmospheric ν (conventional)**
 - **Atmospheric ν (prompt)**
 - **Astrophysical ν**
- **Parameters:**
 - **Normalization (μ)* + (ν) + (ν) + (ν)**
 - **Cosmic ray spectral index (μ , ν , ν)***
 - **Kaon-to-pion ratio (ν)***
 - **Energy scale (μ , ν , ν , ν)***
 - **Power law index (ν)**
 - **Exponential cut-off (ν)**
 - *** Nuisance parameters**
→ absorb systematic effects



Fit result – background-only hypothesis

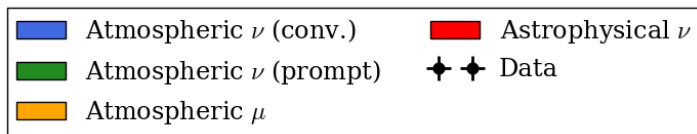
Hypothesis:

$$\phi_{\text{astro}} \sim 0$$

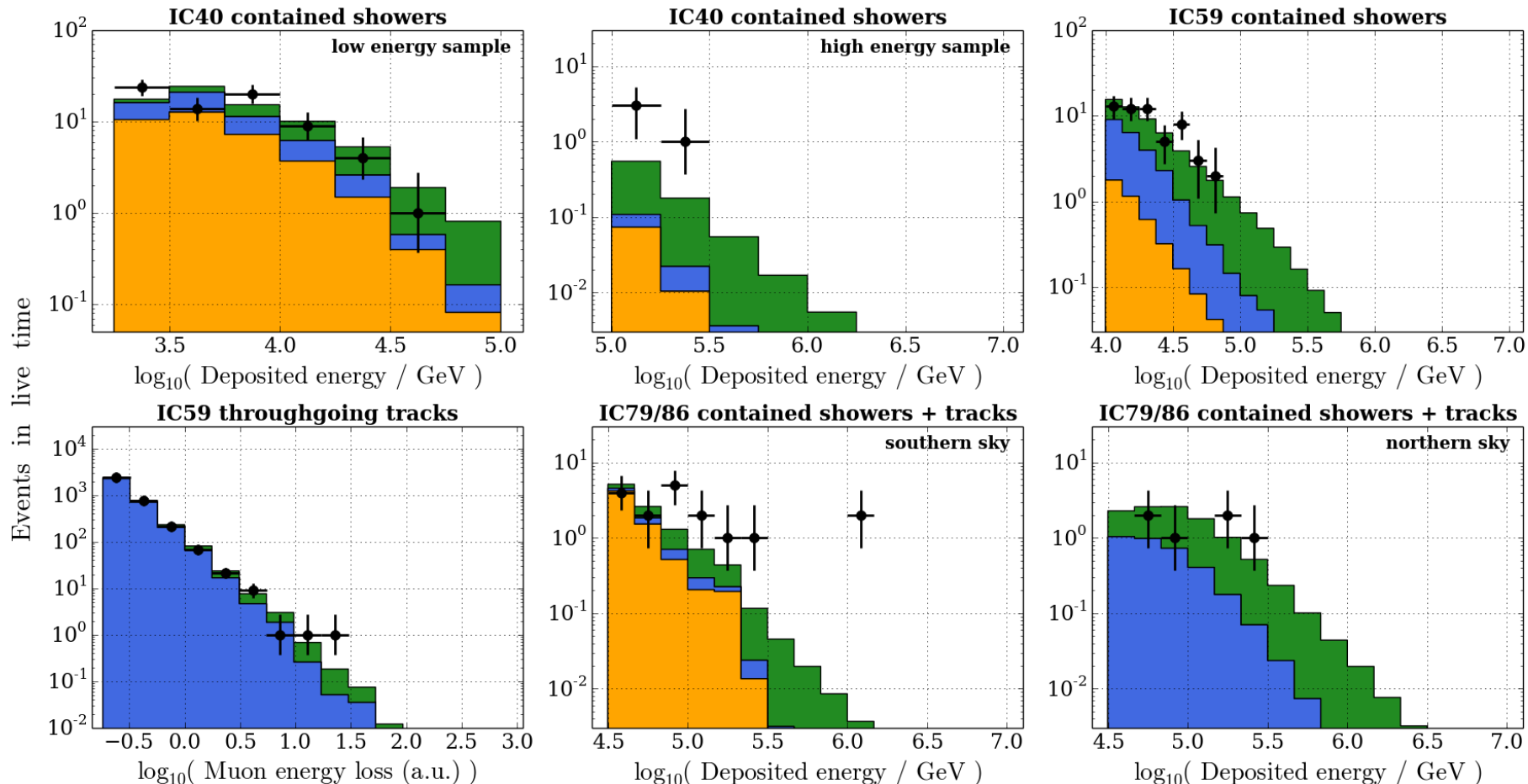
Goodness-of-fit:

0.0142 %

IceCube Preliminary



$$\phi_{\text{prompt}} = (6.9_{-1.5}^{+1.6}) \cdot [\text{Enberg} + \text{Gaisser H3a}]$$



Fit result – background-only hypothesis

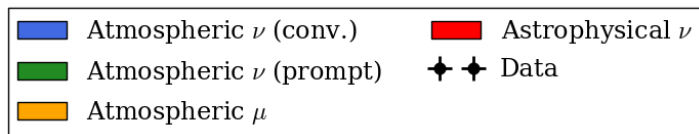
Hypothesis:

$$\phi_{\text{astro}} \sim 0$$

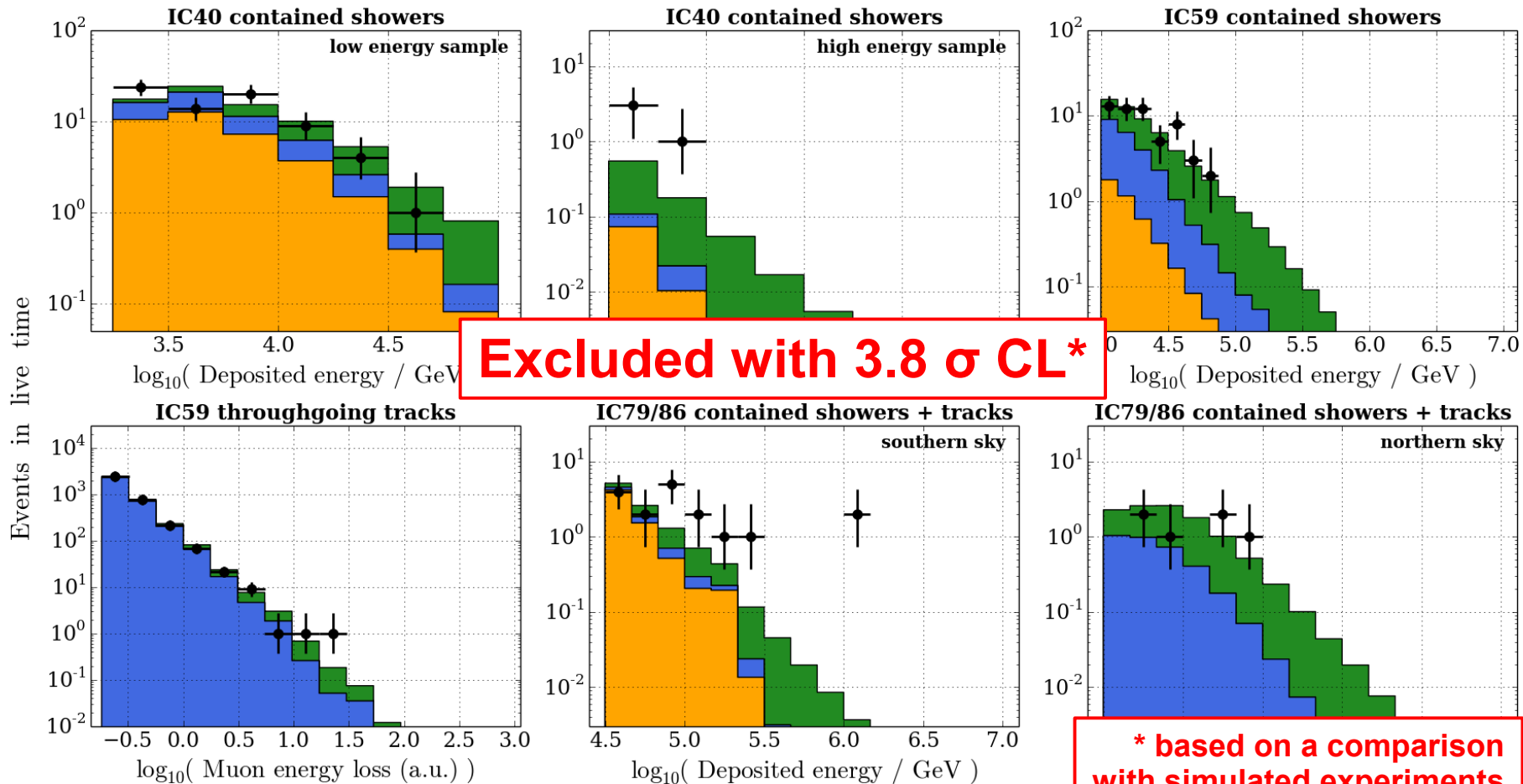
Goodness-of-fit:

0.0142 %

IceCube Preliminary



$$\phi_{\text{prompt}} = (6.9^{+1.6}_{-1.5}) \cdot [\text{Enberg} + \text{Gaisser H3a}]$$



Fit result – with astrophysical signal ($\Phi_{\text{astro}} \sim E^{-2}$)

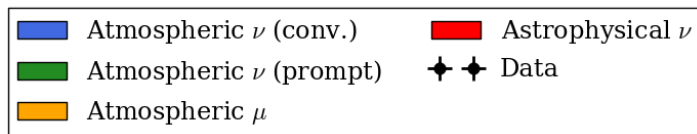
Hypothesis:

$$\phi_{\text{astro}} \sim E^{-2}$$

Goodness-of-fit:

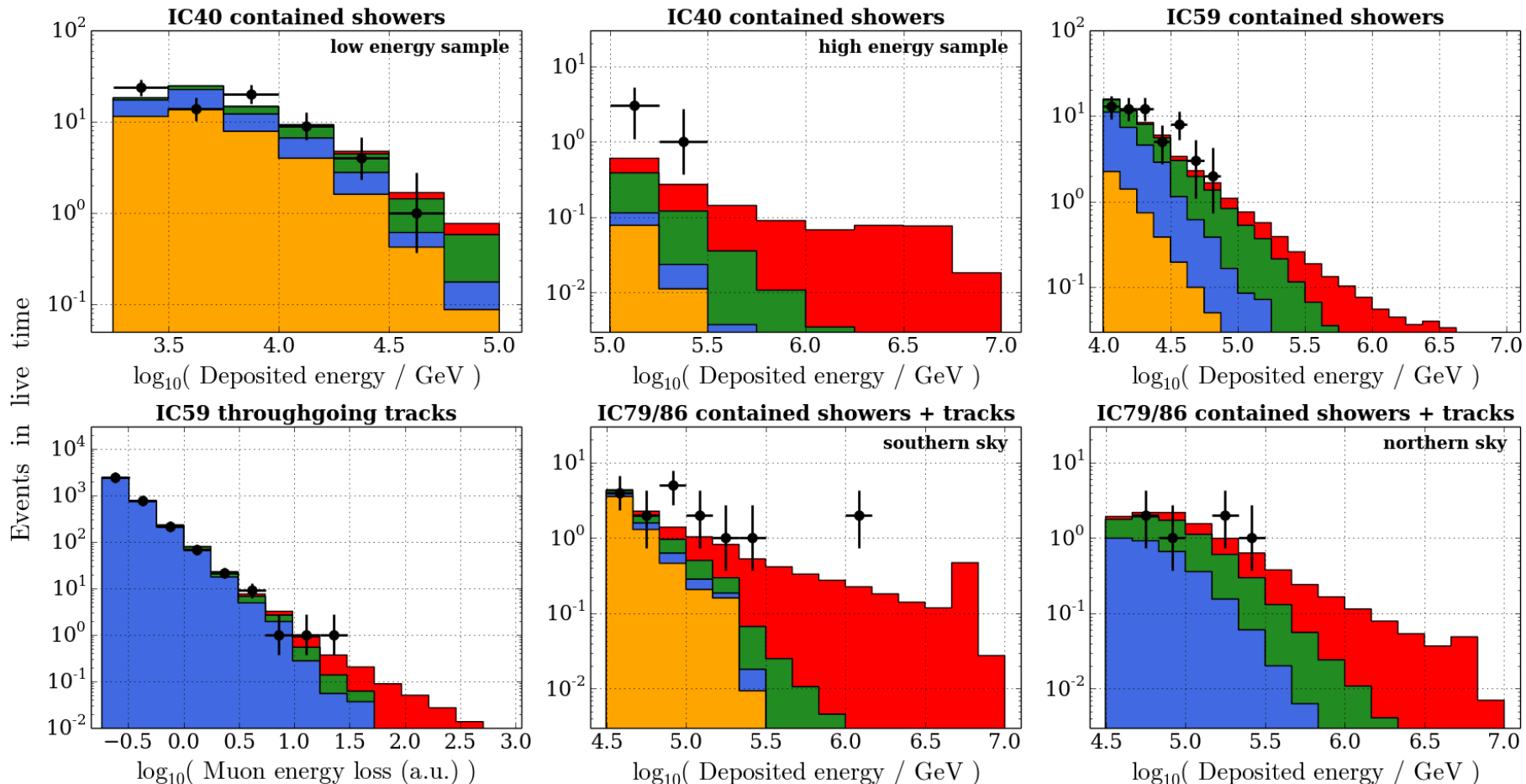
13.2 %

IceCube Preliminary



$$\phi_{\text{prompt}} = (4.2^{+1.8}_{-1.7}) \cdot [\text{Enberg} + \text{Gaisser H3a}]$$

$$E^2 \phi_{\text{astro}} = (0.47^{+0.24}_{-0.20}) \cdot 10^{-8} \text{ GeV s}^{-1} \text{ sr}^{-1} \text{ cm}^{-2}$$



Fit result – with astrophysical signal ($\Phi_{\text{astro}} \sim E^{-2} \cdot e^{E/E_{\text{cut}}}$)

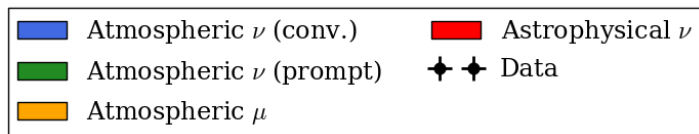
Hypothesis:

$$\phi_{\text{astro}} \sim E^{-2} \cdot \exp(E/E_{\text{cut}})$$

Goodness-of-fit:

7.8 %

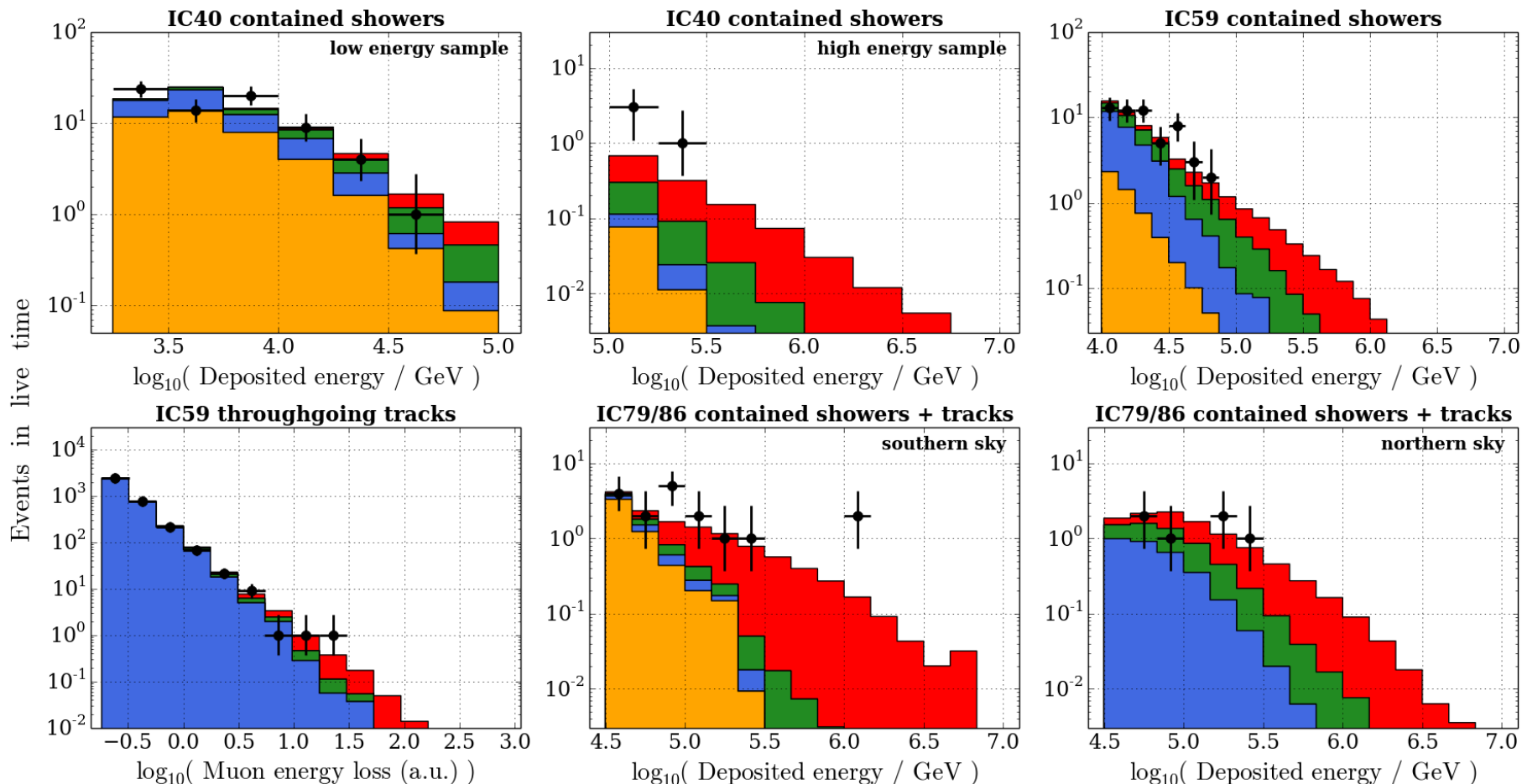
IceCube Preliminary



$$\phi_{\text{prompt}} = (2.8_{-2.0}^{+2.0}) \cdot [\text{Enberg} + \text{Gaisser H3a}]$$

$$E^2 \phi_{\text{astro}} = (1.0_{-0.5}^{+0.8}) \cdot 10^{-8} \text{ GeV s}^{-1} \text{ sr}^{-1} \text{ cm}^{-2}$$

$$E_{\text{cut}} = (1.8_{-1.0}^{+5.0}) \text{ PeV}$$



Fit result – with astrophysical signal ($\Phi_{\text{astro}} \sim E^{-\gamma}$)

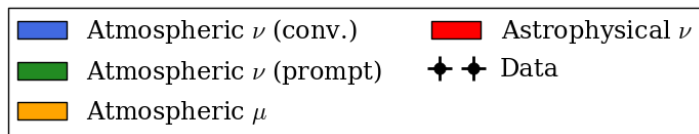
Hypothesis:

$$\phi_{\text{astro}} \sim E^{-\gamma}$$

Goodness-of-fit:

10.0 %

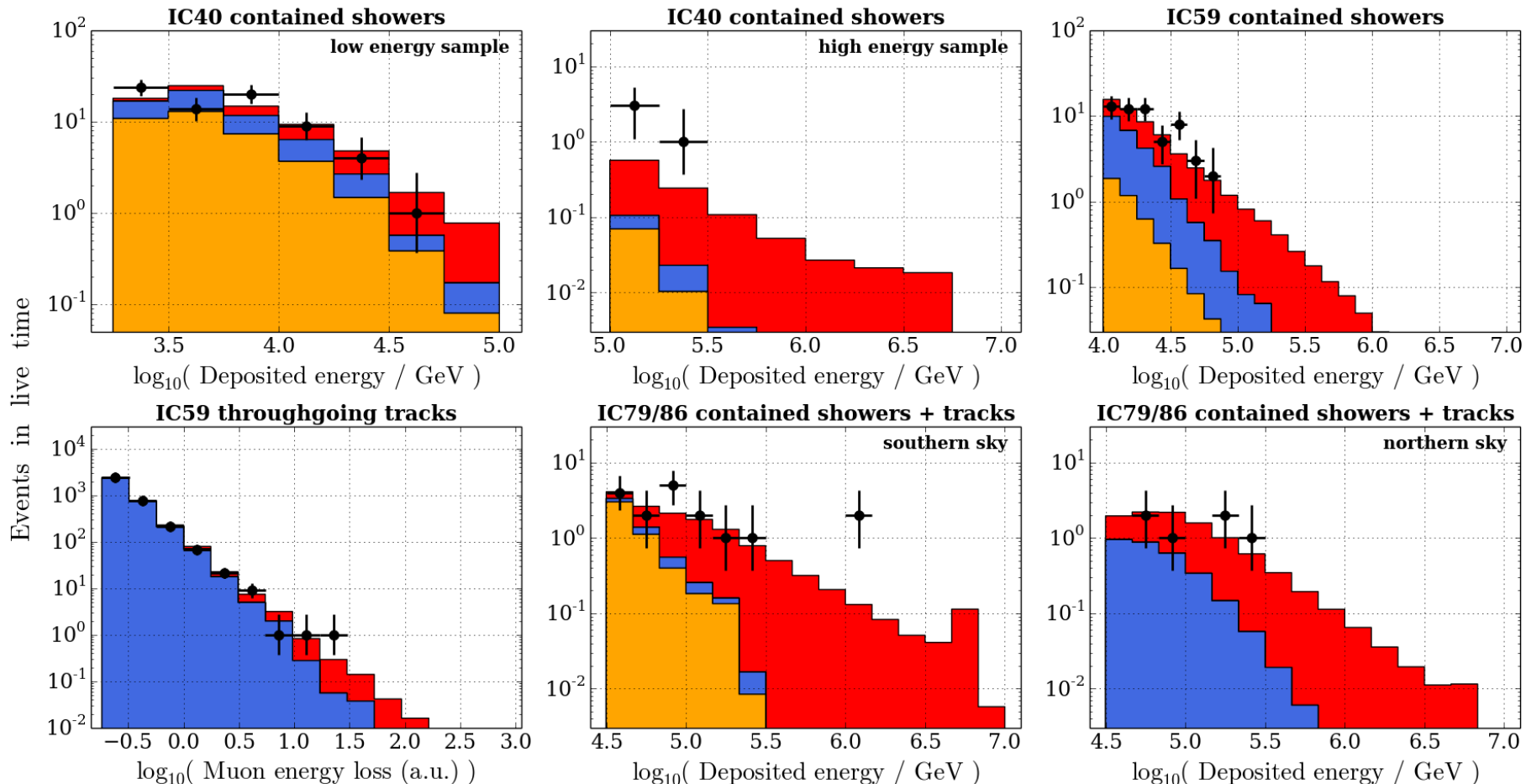
IceCube Preliminary



$$\phi_{\text{prompt}} = (0_{-0.0}^{+1.6}) \cdot [\text{Enberg} + \text{Gaisser H3a}]$$

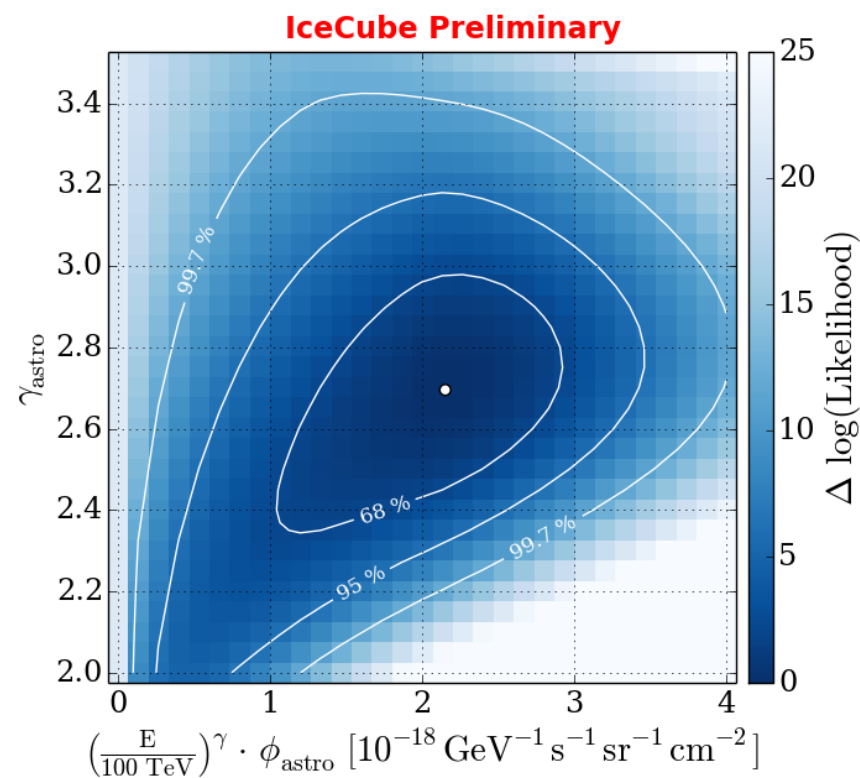
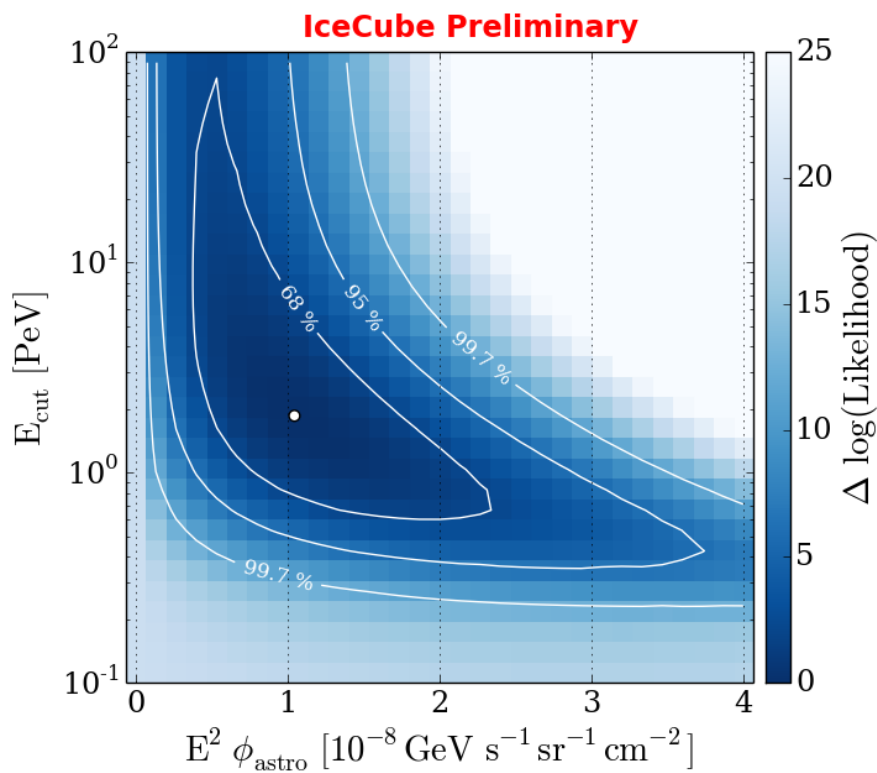
$$E^{2.7} \phi_{\text{astro}} = (6.8_{-1.8}^{+1.8}) \cdot 10^{-5} \text{ GeV}^{1.7} \text{ s}^{-1} \text{ sr}^{-1} \text{ cm}^{-2}$$

$$\gamma_{\text{astro}} = (2.7_{-0.2}^{+0.2})$$



Likelihood landscapes

- Scan of **likelihood landscape** shows **correlation of parameters**
- **Normalization** of astrophysical spectrum is **correlated with index / cut-off parameter**



Conclusion

- **IceCube** measures an **excess of high-energy neutrino events**
→ this could be the **dawn of neutrino astronomy...**

- Presented **first global interpretation** of IceCube results
 - Results of individual analyses are **consistent**
 - The **prompt component** of the atmospheric neutrino flux is **not well constrained**
 - However, an **astrophysical component is needed** to explain the excess
 - **Different hypotheses** for the astrophysical flux yield **similar results**

- Results of **new analyses** expected soon
→ **global analysis** will become more powerful

Backup slides



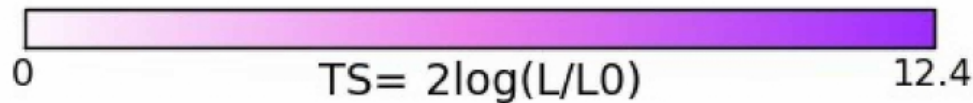
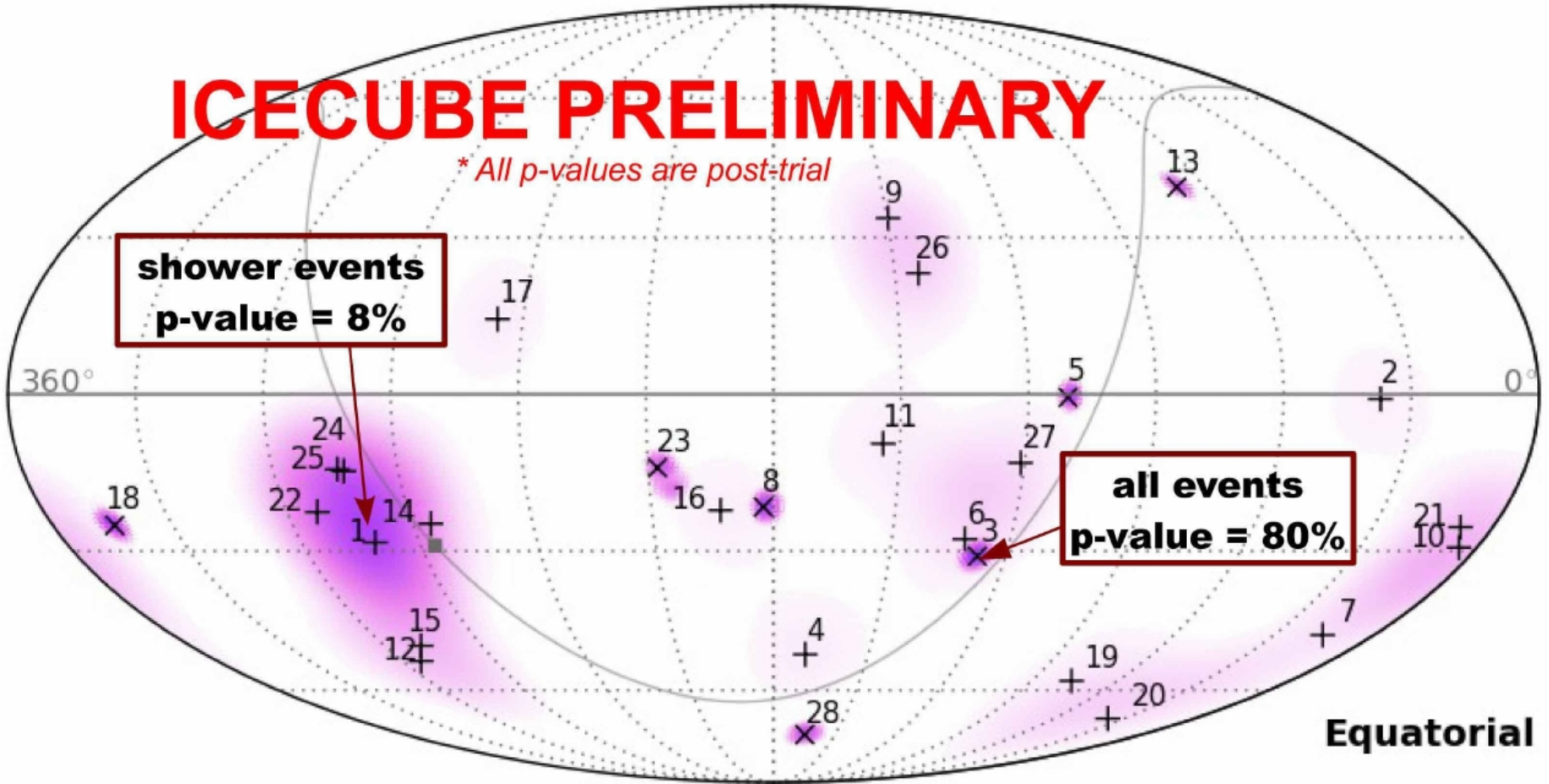
Skymap of the 28 high-energy events

ICECUBE PRELIMINARY

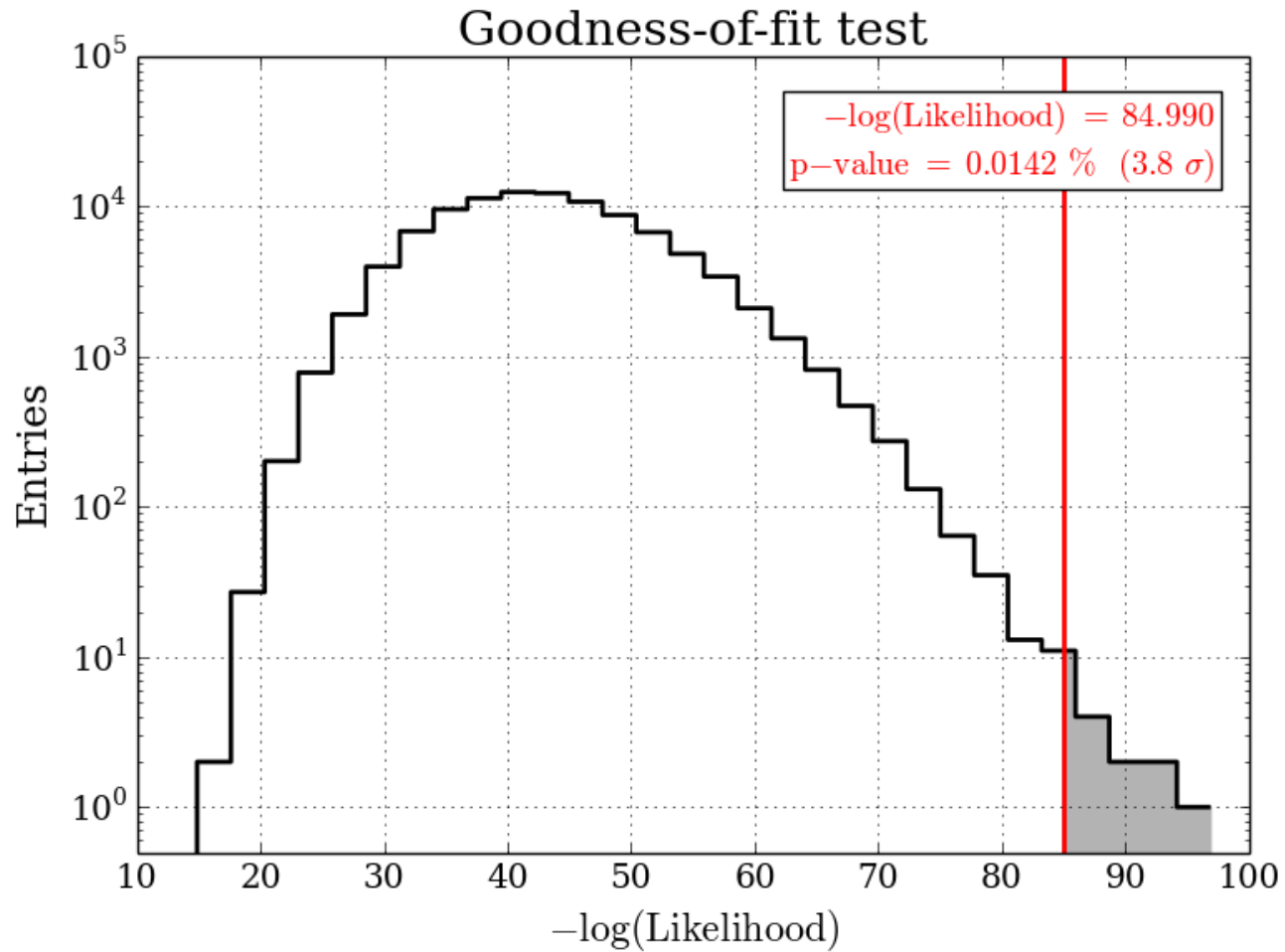
** All p-values are post-trial*

**shower events
p-value = 8%**

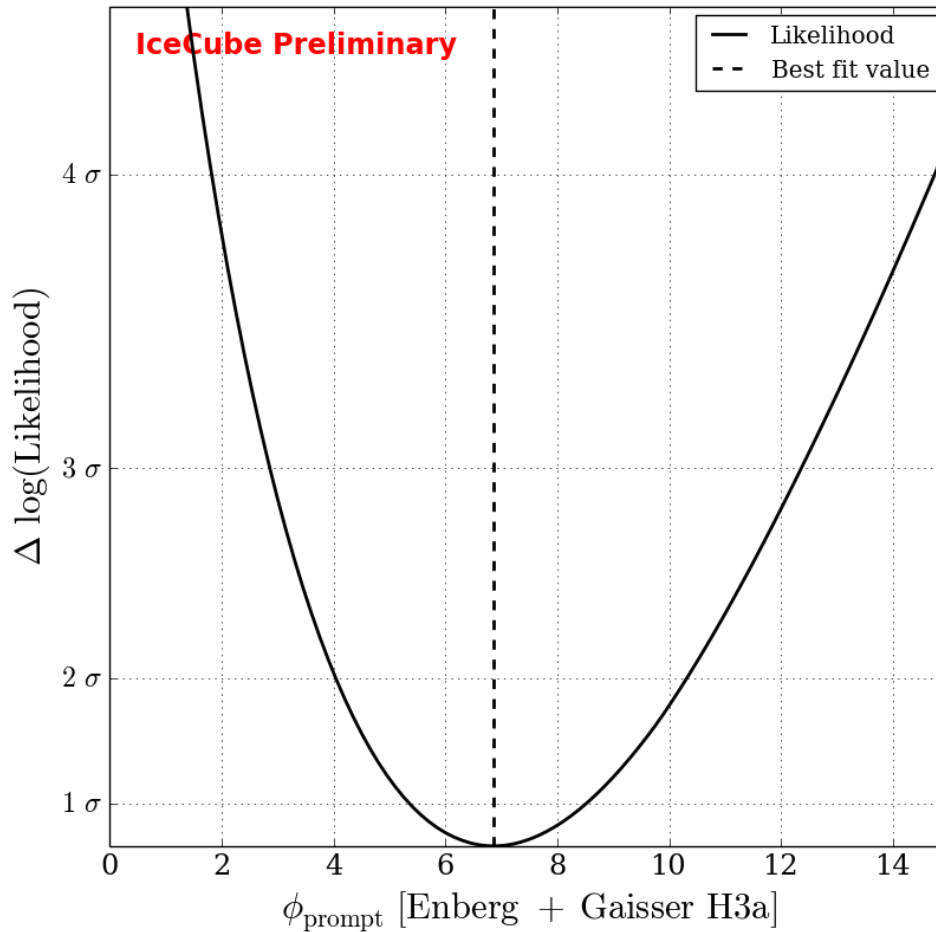
**all events
p-value = 80%**



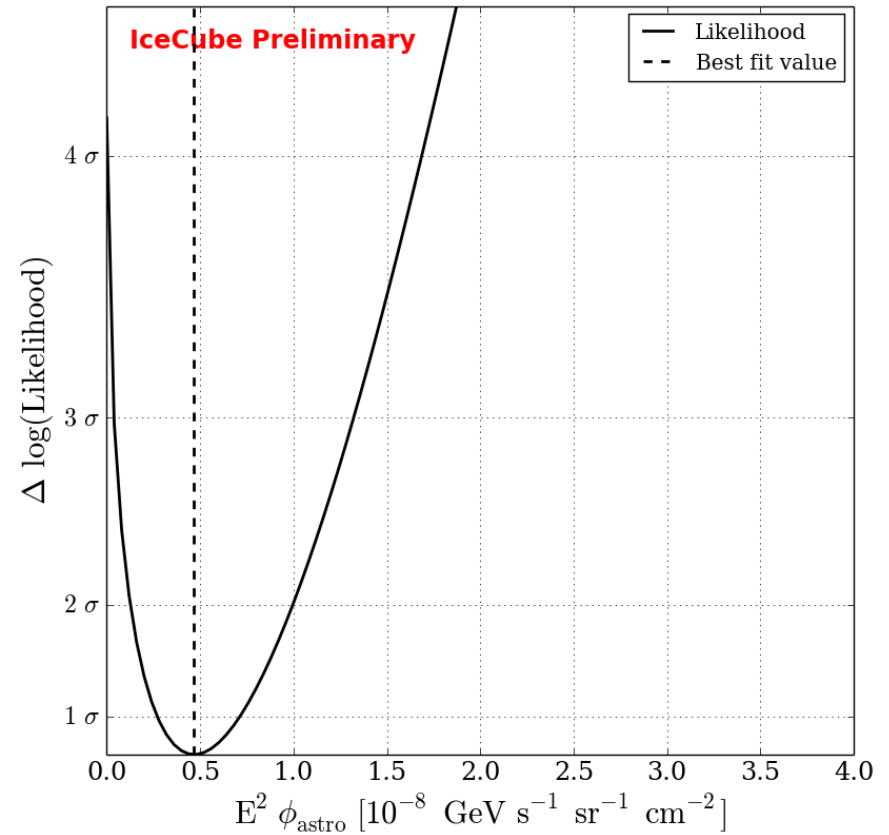
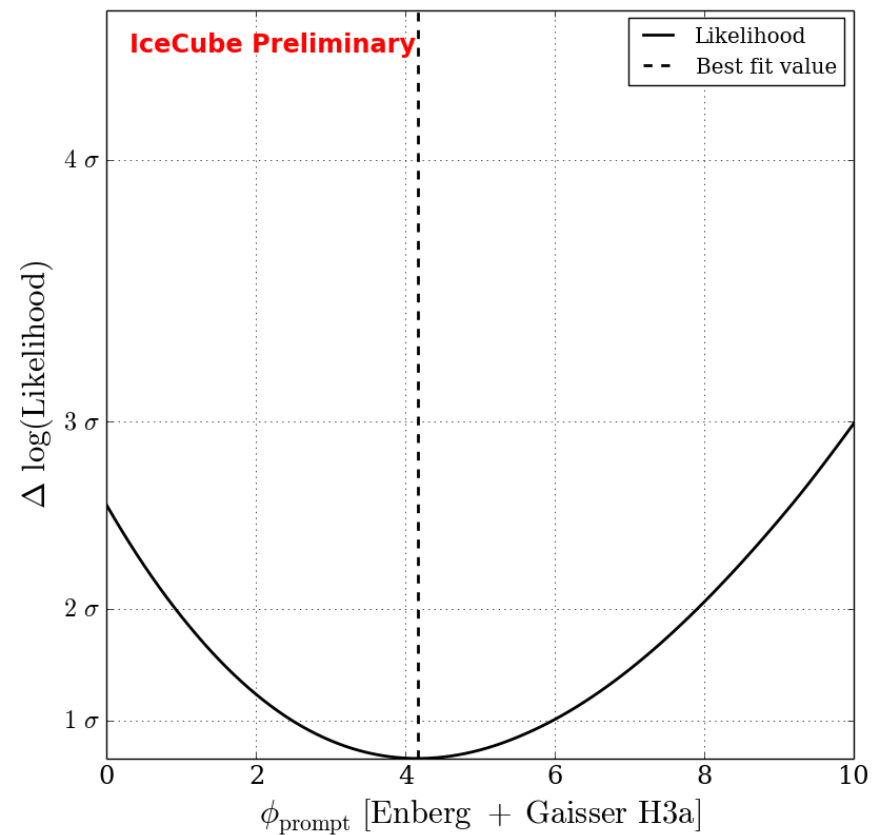
Goodness-of-fit for background-only hypothesis



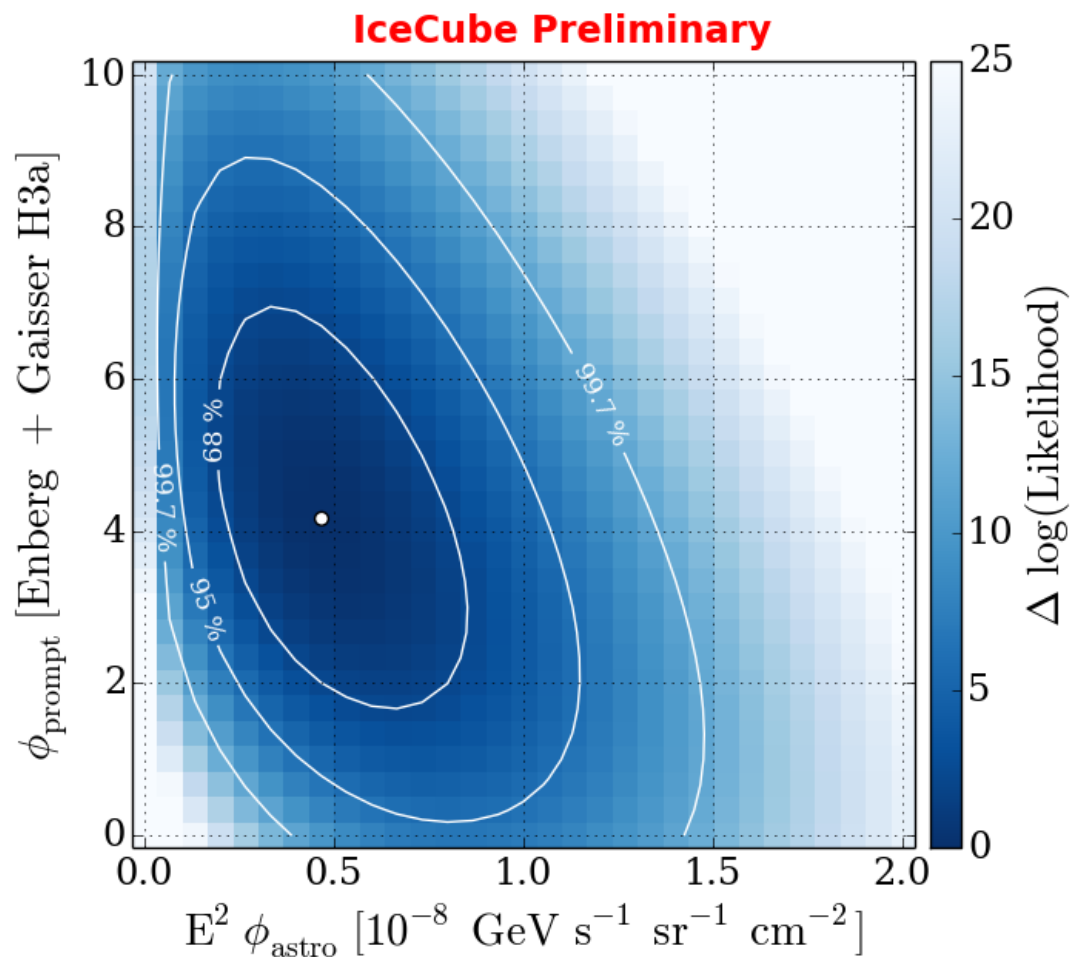
1-D profile likelihood for background-only hypothesis



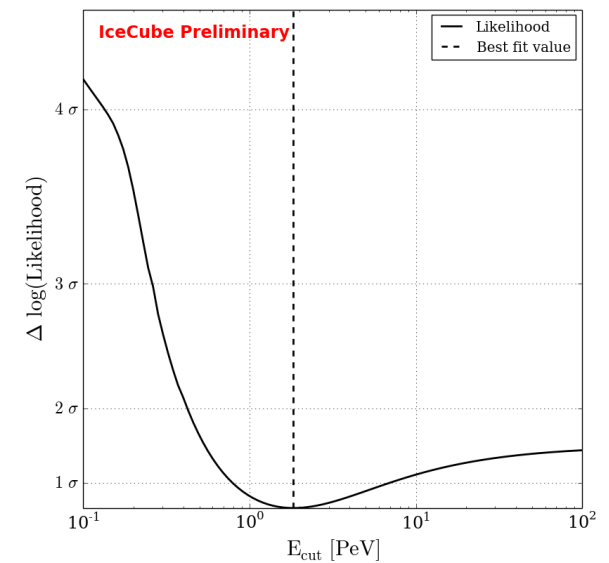
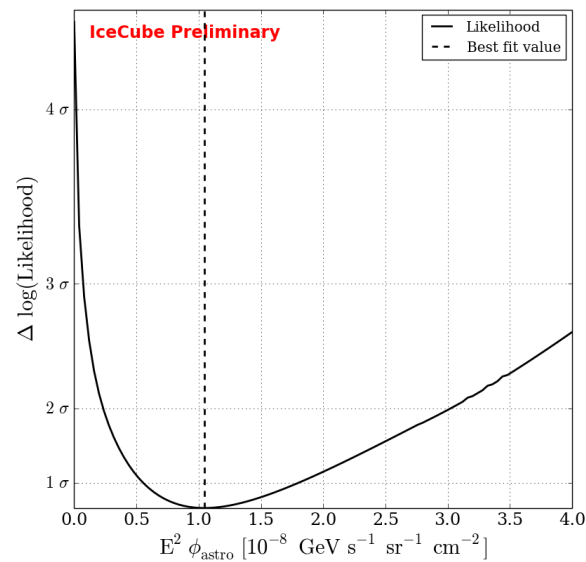
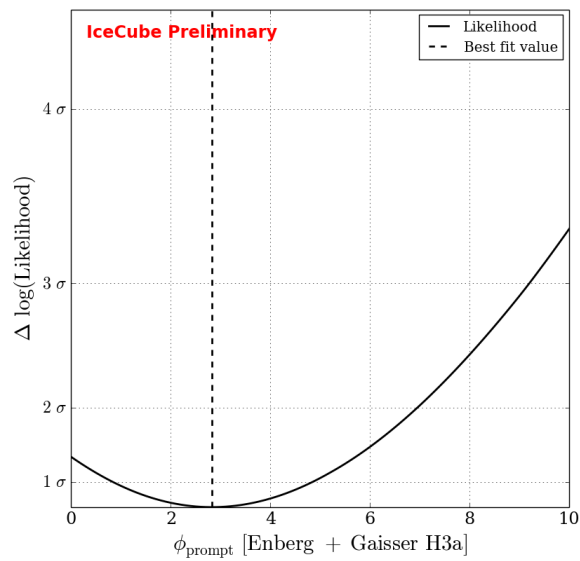
1-D profile likelihood for signal hypothesis (E^{-2})



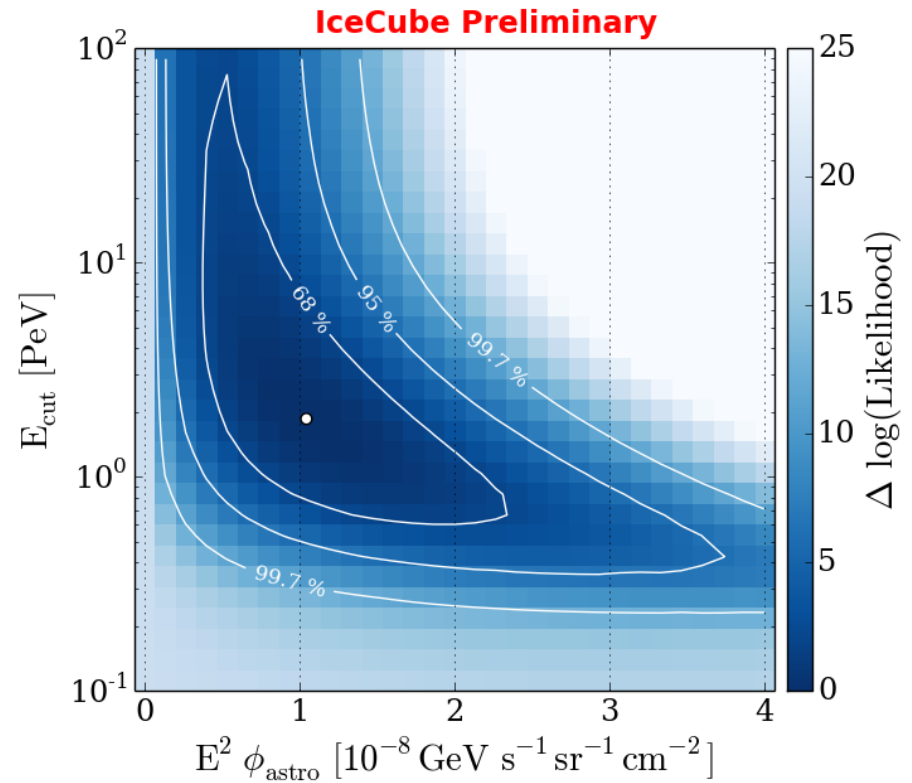
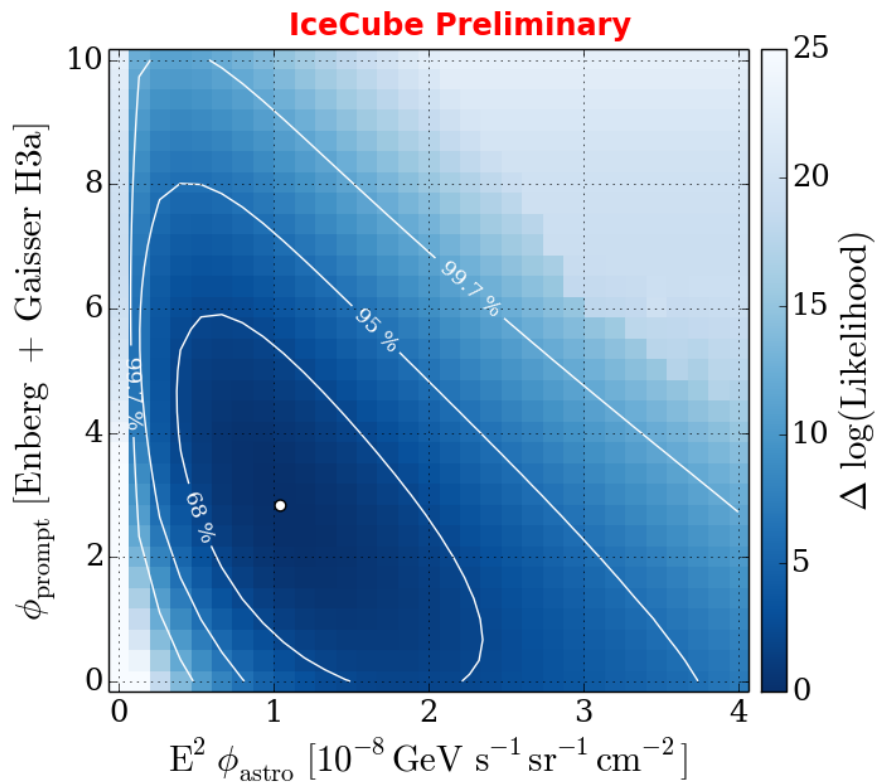
2-D profile likelihood for signal hypothesis (E⁻²)



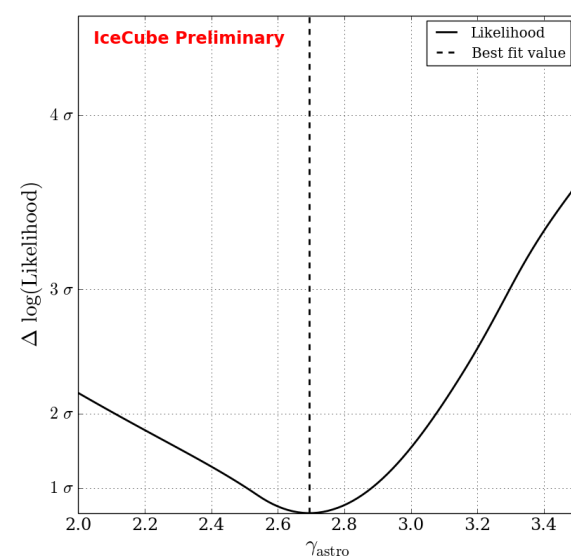
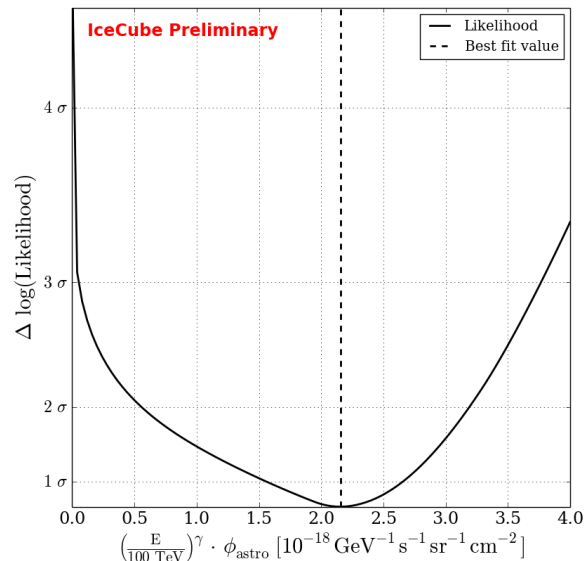
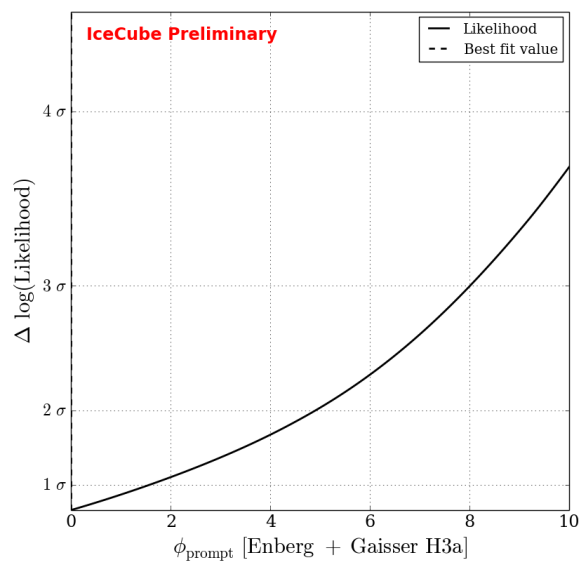
1-D profile likelihood for signal hypothesis ($E^{-2} \cdot e^{E/E_{\text{cut}}}$)



2-D profile likelihood for signal hypothesis ($E^{-2} \cdot e^{E/E_{\text{cut}}}$)

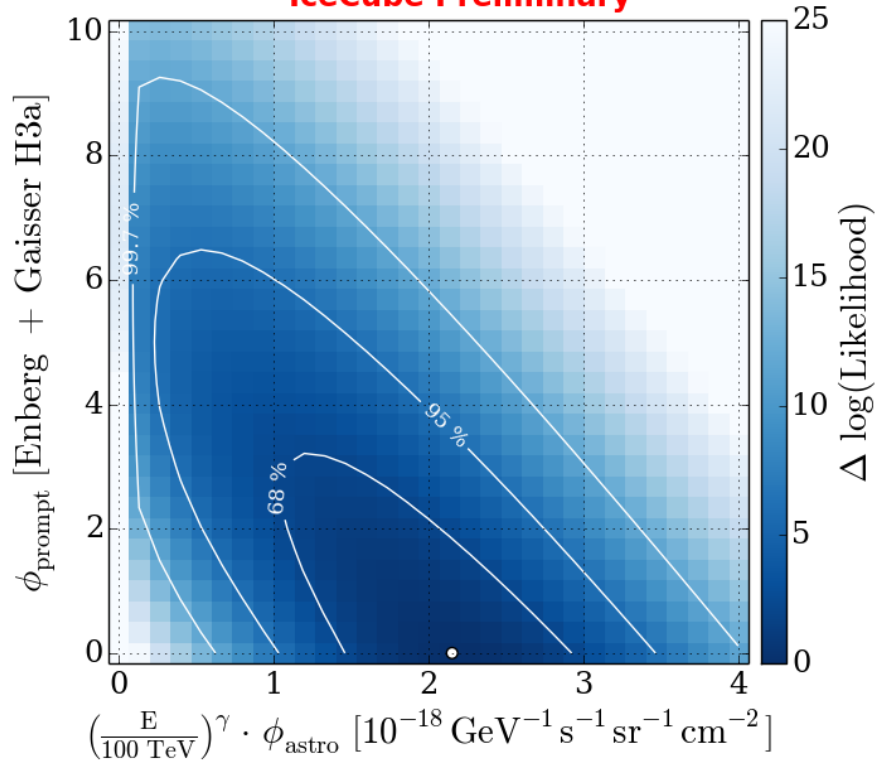


1-D profile likelihood for signal hypothesis ($E^{-\gamma}$)



2-D profile likelihood for signal hypothesis ($E\text{-}\gamma$)

IceCube Preliminary



IceCube Preliminary

